



NZ

Catalogue 2017











"We develop the right tools for you to use in nature."






There are many places to experience the growth of nature, whether in your garden at home, at a park or in a forest. Shaping nature requires passion, trust in your own abilities, and good work tools – that's why we have always relied on high quality. Our products are tested and refined on test benches as well as with professionals who put them to heavy practical use. Working in nature can be demanding. That's as true for forestry work as it is for looking after your own garden at home. Anyone who chooses STIHL is ready for the challenges posed by nature.

N. Stihl

Dr. Nikolas Stihl
Chairman of the STIHL Advisory Board



1	Cordless Power Systems ➤ from page 6	
2	Chainsaws and Pole Pruners ➤ from page 34	
3	Cutting attachments ➤ from page 62	
4	CombiSystem and MultiSystem ➤ from page 80	
5	Linetrimmers, Brushcutters and Clearing saws ➤ from page 92	
6	Hedgetrimmers and Long-reach Hedgetrimmers ➤ from page 122	
7	Special Harvesters ➤ from page 138	
8	Cleaning Systems ➤ from page 144	

9	Concrete Cutters, Cut-off Machines and Earth Augers ➤ from page 174	
10	Mistblowers and Sprayers ➤ from page 196	
11	Oils and Lubricants ➤ from page 204	
12	Hand Tools and Forestry Accessories ➤ from page 210	
13	Personal Protective Equipment ➤ from page 216	



Technology highlights
For more detailed information about our tools and technical solutions, please refer to the glossary
➤ from page 232

CORDLESS POWER. MADE BY STIHL.

Easy, flexible and sustainable.

Anyone who loves working in the garden and in nature is also always thinking of the future; nature should grow and thrive – and, in caring for it, we should as much as possible ensure sustainability and low emissions. STIHL cordless tools are the perfect choice for this task.

Technology

- All the company's cordless tools are driven by powerful lithium-ion batteries.
- Premium parts that are very well-coordinated also increase the efficiency of these tools.
- EC engine electronics guarantee performance that is consistent on an ongoing basis.

Quality

- Each and every STIHL cordless tool relies on technical expertise in every detail.
- Experience gained from 90 years of developing and using power tools for maintaining forests and green areas is used to provide quality, reliability and top performance.

Diversity

- From entry-level users to the professional; STIHL has the right tool for you in its wide range.
- STIHL cordless power systems are particularly flexible for personal and professional application.



COMPACT Cordless Power System for all gardens

Your garden is your own very personal project, and the tools you use here need to meet high demands. They need plenty of power, while also being easy to use. The STIHL COMPACT Cordless Power System with AK replacement batteries precisely offers you this combination. With a flexible range of tools – all offering the usual STIHL quality – you will be ready for any challenge.

➤ Find out more on page 10



PRO Cordless Power System for challenging applications

When you're working, maximum power and battery life combined with outstanding handling are essential. A professional cordless product is vital – and not just in noise-sensitive situations. STIHL offers a wide selection of products for challenging applications in the PRO cordless power system range.

➤ Find out more on page 18

The COMPACT Cordless Power System designed for all gardens.

Your garden is your own very personal project, and the tools you use here need to meet high demands. They need plenty of power, whilst also being easy to use. The STIHL COMPACT cordless power system with AK replacement batteries offers you precisely this combination. With a flexible range of tools – all offering the usual STIHL quality – you will be ready for any challenge.



Lithium-Ion
COMPACT



The COMPACT Cordless Power System for all gardens	10
Accessories for COMPACT Cordless tools	12
» Overview of battery charging times, working periods per battery charge, and ranges offered by the batteries	14

1



COMPACT
Cordless Tools

- Lightweight
- Quiet
- Convenient
- For the home owner and gardener

MSA 120 C-BQ



NEW



Lightweight cordless chainsaw for grounds maintenance and straightforward but skilled manual jobs. Soft handle, quick and convenient chain change process due to STIHL Quick Chain Tensioning, QuickStop Super chain brake, oil tank with transparent viewing window and high cutting performance due to a 1/4" PM3 saw chain. Weight: 2.5 kg^①. For more information on the features and technical details, see page 58.

MSA 120 C-BQ with guide bar and saw chain

Bar length	Part No.
30 cm	1254 011 5800

MSA 120 C-BQ set with guide- bar and saw chain, AK 20 and AL 101

Bar length	Part No.
30 cm	1254 011 5814

MSA 140 C-BQ



NEW

Available from Spring 2017!



Lightweight cordless chainsaw for grounds maintenance and straightforward but skilled manual jobs. 25% more cutting performance compared to the MSA 120 C-BQ. Soft handle, quick and convenient chain change process due to STIHL Quick Chain Tensioning, QuickStop Super chain brake, oil tank with transparent viewing window and high cutting performance due to a 1/4" PM3 saw chain. Weight: 2.6 kg^①. For more information on the features and technical details, see page 58.

MSA 140 C-BQ with guide bar and saw chain

Bar length	Part No.
30 cm	1254 011 5840

MSA 140 C-BQ set with guide bar and saw chain, AK 30 and AL 101

Bar length	Part No.
30 cm	1254 011 5854

An overview of battery ranges (example application) is provided on page 13.

An overview of battery charging times, working periods per battery charge and battery ranges is provided on page 14/15.

B = Quick Chain Tensioning
Q = QuickStop Super chain brake

FSA 56



Lightweight cordless linetrimmer with high mowing performance. Cutting circle diameter of 280 mm, adjustable shaft length at the press of a button, handle adjustment without any tools required, and soft handle with control lever. The moving line automatically re-adjusts when the mowing head is tapped on the ground. Weight: 2.5 kg^②. For more information on the features and technical details, see page 110.

FSA 56 excluding battery and charger

Part No. 4522 011 5700

FSA 56 set with AK 10 and AL 101

Part No. 4522 011 5710

HSA 56



Very lightweight cordless hedgetrimmer with high cutting performance for trimming bushes and hedges in your garden at home. Double-sided cutter blade with 30-mm tooth spacing, integrated cut protection in a droplet shape, and screw-on blade tip protector. Weight: 2.9 kg^③. For more information on the features and technical details, see page 132.

HSA 56 excluding battery and charger

Bar length	Part No.
45 cm	4521 011 3500

HSA 56 set with AK 10 and AL 101

Bar length	Part No.
45 cm	4521 011 3514

① Weight excluding battery but including guide bar and saw chain
② Weight excluding battery, including cutting tool

③ Weight excluding battery

BGA 56



NEW



Ergonomically balanced cordless blower with a streamlined design for comfortable and effortless work. Round nozzle, soft handle and three-setting length-adjustable blower tube for achieving optimum blowing force in use. Weight: 2.1 kg^③. For more information on the features and technical details, see page 154.

BGA 56 excluding battery and charger

Part No. 4523 011 5900

BGA 56 set with AK 20 and AL 101

Part No. 4523 011 5914

ALSO
AVAILABLE
IN THE STIHL
CORDLESS
RANGE

HSA 25



0.6 kg^③. Cordless Shrub Shears with shrub cutter attachment to trim and maintain small evergreen hedges and ornamental trees (8 mm branch thickness). The HSA 25 also comes with a grass trimming attachment, suitable for cutting grass edging around the deck, flower beds and edges of the house. Ergonomic, rubberised handle, double-stroke blade for a powerful cut and low vibrations. Battery not suitable for other STIHL Cordless tools. For more information on the features and technical details, see page 132.

Kit Includes:


- 1 x Lithium-ion battery, 21.6 Wh (10.8 V, 2.0 Ah), battery life up to 110 min
- 1 x Charger, battery charging time 140 min/180 min (80%/100%)
- 1 x Shrub cutter, cutting length 17 cm
- 1 x Grass trimmer, cutting width 11 cm
- 1 x Black/orange carry bag with eyelets for wall mounting

Bar length	Part No.
17 cm	4515 011 3502

Telescopic shaft for HSA 25
(Handle only)

Enables work in an upright position with the HSA 25. Battery replacement in the control handle, infinitely telescopic from 95 – 110 cm, working angle that can be adjusted through 125°, smooth-running wheels.

Part No. 4515 710 7100





Accessories for COMPACT Cordless tools

- Lightweight lithium-ion battery with different energy capacities
- AL 101 Charger is compatible with STIHL AP and AK batteries
- Practical accessories

AK batteries

NEW



Lithium-ion COMPACT



Compatible with the STIHL COMPACT cordless power system. Lightweight lithium-ion batteries with different capacities and a charge level indicator (four LEDs).

AK 20
118 Wh of battery power^①, 1.2 kg
Part No. 4520 400 6503

AK 30
180 Wh of battery power^①, 1.3 kg
Part No. 4520 400 6512

AL 101 standard charger



NEW



230 V. Compatible with STIHL AP and AK batteries. With operating mode indicator (LED) and passive battery cooling. Cable tie with Velcro tape. Wall mounting possible.

Part No. 4850 430 2520

Lid for AK battery shaft

NEW



To cover the battery shaft of cordless tools in the STIHL COMPACT Cordless Power System range. Protects against dust and dirt during longer periods of storage.











Part No. 4520 602 0900

Battery carry bag



Lightweight, hard-wearing bag for easy transport and clean storage of STIHL Cordless Tool accessories. For 2 STIHL AK batteries and a STIHL charger.

Part No. 0000 881 0520

Battery ranges ^④ (application example)		AK 20	AK 30
FSA 56			
	Lawn edges: up to ... m/ Lawn: up to ... m ² 	1,000 m/200 m ²	1,500 m/300 m ²
HSA 56			
	Up to ... m ² of hedge 	280 m ²	420 m ²
BGA 56			
	Dry leaves and asphalt: up to ... m ² 	600 m ²	900 m ²
MSA 120 C-BQ			
	When sawing square timber (10 x 10 cm): up to ... cuts 	100 cuts	150 cuts
MSA 140 C-BQ			
	When sawing square timber (10 x 10 cm): up to ... cuts 	100 cuts	180 cuts















Available Spring 2017!

① Power capacity according to cell manufacturer specifications. The power capacity available during actual operation is lower to increase service life

④ The values provided are estimates and may vary depending on the cuttings

⑤ Reduced tool performance

Cordless Power Systems

	Replacement Battery	AK 10* NEW	AK 20 NEW	AK 30 NEW Available Spring 2017!		AP 200	AP 300	AR 1000 NEW Available Spring 2017!	AR 2000 NEW Available Spring 2017!	AR 3000	
											
Battery charging times (min) ^①						Battery charging times (min) ^①					
AL 101  NEW	–	55 / 80	105 / 150	160 / 205		125 / 165	190 / 250	–	–	–	AL 101 
AL 300 	–	20 / 30	25 / 45	35 / 60		30 / 55	45 / 75	130 / 180	190 / 250	220 / 300	AL 300 
AL 500 	–	20 / 30	25 / 45	35 / 60		25 / 35	25 / 35	90 / 120	100 / 130	120 / 160	AL 500 
Battery Capacity											
Battery Energy (Wh)	–	59	118	185		151	227	891	916	1148	Battery Energy (Wh)
Battery Capacity (Ah)	–	1.6	3.2	5.2		4.0	6.0	23.7	24.3	31.9	Battery Capacity (Ah)
Working times per battery charge (up to ... min) ^②						Working times per battery charge (up to ... min) ^②					
STIHL HSA 25	110	–	–	–		–	–	–	–	–	STIHL HSA 25
STIHL MSA 120 C-BQ NEW	–	15	35	55		–	–	–	–	–	STIHL MSA 120 C-BQ
STIHL MSA 140 C-BQ NEW Available Spring 2017!	–	15	35	45		–	–	–	–	–	STIHL MSA 140 C-BQ
STIHL FSA 56 (with nylon mowing head) NEW	–	20	40	60		–	–	–	–	–	STIHL FSA 56 (with nylon mowing head)
STIHL HSA 56 NEW	–	40	80	120		–	–	–	–	–	STIHL HSA 56
STIHL BGA 56 NEW	–	10	20	30		–	–	–	–	–	STIHL BGA 56
STIHL MSA 200 C-BQ	–	–	–	–		30	45	110	160	200	STIHL MSA 200 C-BQ
STIHL MSA 160 T	–	–	–	–		35	50	125	180	230	STIHL MSA 160 T
STIHL HTA 65 NEW Available Spring 2017!	–	–	–	–		35	55	125	180	230	STIHL HTA 65
STIHL HTA 85	–	–	–	–		35	55	125	180	230	STIHL HTA 85
STIHL FSA 65	–	–	–	–		60	90	200	300	400	STIHL FSA 65
STIHL FSA 85	–	–	–	–		30	45	120	180	200	STIHL FSA 85
STIHL FSA 90 R (with nylon mowing head)	–	–	–	–		20	30	80	120	150	STIHL FSA 90 R (with nylon mowing head)
STIHL FSA 90 (with grass cutting blade)	–	–	–	–		30	45	120	180	220	STIHL FSA 90 (with grass cutting blade)
STIHL FSA 130 R (with nylon mowing head) NEW Available Spring 2017!	–	–	–	–		25 / 20 / 15 ^③	40 / 30 / 20 ^③	100 / 85 / 70 ^③	150 / 120 / 100 ^③	190 / 150 / 125 ^③	STIHL FSA 130 R (with nylon mowing head)
STIHL FSA 130 (with grass cutting blade) NEW Available Spring 2017!	–	–	–	–		60 / 45 / 30 ^③	85 / 70 / 45 ^③	230 / 185 / 120 ^③	330 / 250 / 170 ^③	420 / 320 / 215 ^③	STIHL FSA 130 (with grass cutting blade)
STIHL HSA 66	–	–	–	–		120	180	450	660	800	STIHL HSA 66
STIHL HSA 86	–	–	–	–		120	180	450	660	800	STIHL HSA 86
STIHL HSA 94 R NEW Available Spring 2017!	–	–	–	–		90 / 80 / 70 ^③	135 / 120 / 105 ^③	380 / 350 / 320 ^③	550 / 500 / 450 ^③	700 / 630 / 570 ^③	STIHL HSA 94 R
STIHL HLA 65	–	–	–	–		120	180	450	660	800	STIHL HLA 65
STIHL HLA 85	–	–	–	–		120	180	450	660	800	STIHL HLA 85
STIHL BGA 85	–	–	–	–		16	24	65	90	115	STIHL BGA 85
STIHL BGA 100	–	–	–	–		55 / 22 / 13 / 10 ^④	83 / 33 / 21 / 16 ^④	225 / 95 / 60 / 45 ^④	300 / 130 / 80 / 60 ^④	395 / 160 / 100 / 75 ^④	STIHL BGA 100
STIHL KGA 770	–	–	–	–		140	210	–	–	–	STIHL KGA 770
STIHL TSA 230	–	–	–	–		12	18	50	75	95	STIHL TSA 230
STIHL ASA 65 NEW	–	–	–	–		420	630	–	–	–	STIHL ASA 65
STIHL ASA 85	–	–	–	–		400	600	–	–	–	STIHL ASA 85
Battery ranges (up to ... m²) ^②						Battery ranges (up to ... m²) ^②					
STIHL RMA 370	–	–	–	–		220 - 270	340 - 370	–	–	–	STIHL RMA 370
STIHL RMA 410 C	–	–	–	–		270 - 300	370 - 400	–	–	–	STIHL RMA 410 C
STIHL RMA 510 NEW	–	–	–	–		–	470 - 500	–	–	–	STIHL RMA 510

* The AK 10 Battery is only available in the FSA 56 and the HSA 56 Set, not sold seperately.



The PRO Cordless Power System for challenging applications.

When you're working, maximum power and battery life combined with outstanding handling are essential. A professional cordless product is vital – and not just in noise-sensitive situations. STIHL offers a wide selection of products for challenging applications in the PRO cordless power system range.



The PRO cordless power system for challenging applications	18
Accessories for PRO Cordless tools	26
» Overview of battery charging times, working periods per battery charge, and ranges offered by the batteries	32



PRO
Cordless Tools

- Lightweight
- Quiet
- Convenient
- Serious gardener
- Challenging applications

MSA 160 T



2.3 kg ①. Very lightweight Cordless arborist saw ② for use in noise-sensitive areas. No ear protection necessary, 1/4" PM3 saw chain which provides good cutting performance and a fine cut, captive nut on the sprocket cover. For more information on the features and technical details, see page 58.

MSA 160 T with guide bar and saw chain.
Battery and charger sold separately

Bar length	Part No.
30 cm	1252 200 0000

MSA 200 C-BQ



3.3 kg ①. Cordless Chainsaw with good power for use in noise-sensitive areas, no ear protection necessary. STIHL Quick Chain Tensioning, QuickStop Super chain brake, tool-free fuel cap, 1/4" PM3 saw chain which provides good performance with a fine cut. More information about the features and technical details can be found on page 58.

MSA 200 C-BQ with guide bar and saw chain.
Battery and charger sold separately

Bar length	Part No.
35 cm	1251 200 0021

An overview of battery ranges (example application) is provided on page 26.

An overview of battery charging times, working periods per battery charge and battery ranges is provided on page 32.

B = Quick chain tensioning
Q = QuickStop Super chain brake
T = Top handle

HTA 65



NEW

Available
Spring 2017!



3.8 kg ①. Exceptionally lightweight and powerful cordless pole pruner for grounds maintenance, orchards and professional tree maintenance. Flexible and easy to manoeuvre, with 1/4" PM3 saw chain for precise biting characteristics and high cutting performance, minimum vibration and quiet for use in urban areas. With side-mounted chain tensioning and captive nut on the sprocket cover. Total length: 240 cm. Weight: For more information on the features and technical details, see page 61.

HTA 65 with guide bar and saw chain. Battery and charger sold separately.
Part No. 4857 200 0017

HTA 85



4.9 kg ①. Cordless Pole Pruner for fruit growers and professional arborists, with a telescopic shaft total length from 270 – 390cm. Lightweight and powerful, with 1/4" PM3 saw chain which provides a smooth cutting performance. The HTA 85 has low vibration levels and is quiet for use in urban areas. With side-mounted chain tensioning and a captive nut on the sprocket cover. For more information on the features and technical details, see page 61.

HTA 85 with guide bar, saw chain and shoulder harness. Battery and charger sold separately.
Part No. 4857 200 0005

ASA 65



NEW



750 g ①. Lightweight Cordless Pruning Shears for branches up to 30 mm thick. Suitable for shoots and thinner branches and work including wine and fruit-growing. Can be used by right and left-handed users alike, sturdy aluminium housing, ergonomic handle, electronically adjustable blade opening and easy blade change process.

For more information on the features and technical details, see page 212.

Battery and charger sold separately.
Part No. 4861 011 6221

ASA 85



980 g ①. Powerful Cordless Pruning Shears ideal for pruning branches up to 45 mm thick. The ASA 85 is ideal for use in public gardens, orchards, tree nurseries and in viticulture. Robust, aluminium body, ergonomic handle, electronically adjustable four-stage blade opening. For more information on the features and technical details, see page 212.

Battery and charger sold separately.
Part No. 4861 011 6201

Replacement blade for
ASA 85



Part No. 4861 702 2300

① Weight excluding battery, including guide bar and saw chain
② Specially designed for working among tree branches and should only be used by trained arborists

③ Weight excluding battery, including cutting tool

RMA 370



Lithium-Ion
PRO
EC
MOTOR



12 kg^①. This powerful, precise and tireless Cordless Lawnmower can handle even the most demanding lawn care jobs. With a high performance brushless EC motor, the RMA 370 delivers a powerful cut mowing lawns of up to 370 m². The spring-assisted cutting-height control can be easily adjusted in a matter of seconds. You can choose between six cutting heights, ranging from 17 to 70 mm.

Battery and charger sold separately.

Cutting Width	Part No.
37 cm	6320 011 1452

RMA 510



NEW
Lithium-Ion
PRO
EC
MOTOR

26.3 kg^①. The new robust cordless lawnmower is great for working on larger areas of lawn, 7-level cut height adjustment, 51 cm cut width, convenient side ejection when mowing and mulching, placeholder for two AP batteries.

Battery and charger sold separately.

Cutting Width	Part No.
51 cm	6372 011 1402

RMA 410



Lithium-Ion
PRO
EC
MOTOR



20 kg^①. The STIHL Cordless Lawnmower features a MONO handle design which is extremely comfortable to operate. Wider cutting width and a larger catcher capacity allows you to get the job done faster. Effortlessly tackle lawns of up to 400 m² and due to the low noise battery technology, it is now more pleasurable to mow the lawns.

Battery and charger sold separately.

Cutting Width	Part No.
41 cm	6338 011 1452

HSA 66



Lithium-Ion
PRO
EC
MOTOR



3.1 kg^①. Cordless Hedgetrimmer delivering excellent cutting performance at a low weight. The HSA 66 also maintains a constant stroke rate under load, even during the toughest jobs. 30 mm tooth spacing, droplet-shaped cutters which hold twigs more effectively in the blade, double-sided cutting blades, integrated cut protection, screwed-on tip protector. For more information on the features and technical details, see page 132.

Battery and charger sold separately.

Bar length	Part No.
50 cm	4851 011 3520

HSA 86



Lithium-Ion
PRO
EC
MOTOR

3.3 kg^①. This Cordless Hedgetrimmer offers even more power and efficiency at a low weight. It ensures a constant stroke rate while pruning thick hedges. 33 mm tooth spacing, double-sided cutting blades, tip protector. For more information on the features and technical details, see page 132.

Battery and charger sold separately.

Bar length	Part No.
62 cm	4851 011 3521

HSA 94 R



Lithium-Ion
PRO
EC
MOTOR

NEW
Available from
Spring 2017!

Extremely high-performance and robust professional cordless hedgetrimmer, with low blade speed for powerful cuts. Constant stroke rate (even under extreme load when performing heavy pruning), rotating multi-function handle with three-setting stroke rate, double-sided cutting blade in the pruning version, and screw-on cut and tip protector. Weight: from 4.1 kg^①. For more information on the features and technical details, see page 132.

Battery and charger sold separately.

Bar length	Part No.
60 cm	4869 011 3502
75 cm	4869 011 3503

HLA 65



Lithium-Ion
PRO
EC
MOTOR



3.5 kg^①. Cordless Long-reach Hedgetrimmer for tall and wide hedges. Constant blade stroke regardless of the load, can be folded together for easier transportation, adjustable by 115° for vertical, overhead and ground-level cutting, double-sided cutting blades, carrying length 125 cm, total length 205 cm. For more information on the features and technical details, see page 136.

HLA 65 including shoulder harness. Battery and charger sold separately.

Part No. 4859 011 2900

HLA 85



Lithium-Ion
PRO
EC
MOTOR



4.4 kg^①. Cordless Hedge-trimmer for professional use, with long reach via telescopic shaft. Variable speed control, adjustable by 115° for vertical, overhead and ground-level cutting, double-sided cutting blades, tool-free adjustment of the shaft length via the quick-tensioning lever, carrying length 180 cm, total length 260 to 330 cm. For more information on the features and technical details, see page 136.

HLA 85 including shoulder harness. Battery and charger sold separately.

Part No. 4859 011 2920

① Weight excluding battery, including cutting tool

FSA 65



2.7 kg^①. Cordless Linetrimmer for thinning work. Cutting arc diameter 300 mm, rubberised loop handle, the mowing line automatically re-adjusts when the mowing head is tapped on the ground, quiet, no ear protection necessary. For more information on the features and technical details, see page 110.

Battery and charger sold separately.

Part No. 4852 011 5700

FSA 85



2.8 kg^①. Cordless Linetrimmer for mowing around obstacles including trees and bushes. Cutting arc diameter 350 mm, loop handle, the mowing line automatically re-adjusts when tapping the mowing head on the ground, quiet, no ear protection necessary, variable speed control, spacer bracket. For more information on the features and technical details, see page 110.

Battery and charger sold separately.

Part No. 4852 011 5701

FSA 90 R



2.8 kg^②. Cordless Brushcutter for working on large areas of tough grass. Cutting arc diameter 280 mm with mowing head, loop handle, engine controls with ECOSPEED partial load function, no ear protection required. More information about the features and technical details can be found on page 110.

FSA 90 R including shoulder strap.

Battery and charger sold separately.

Part No. 4863 011 5720

FSA 90




3.2 kg^②. Cordless Brushcutter for working on large areas of tough grass. Bike handle, engine controls with ECOSPEED partial load function, no ear protection required. For more information on the features and technical details, see page 110.

FSA 90 including full harness.

Battery and charger sold separately.

Part No. 4863 011 5700

FSA 130 R




3.9 kg^②. Powerful and light-weight cordless brushcutter for working on large areas of tough grass. Adjustable with 3 power settings, bike handle. Suspension device for carrying the tool with a backpack AR battery or AP carrying system (for accessories, see page 26). For more information on the features and technical details, see page 110.

FSA 130 R including shoulder strap.

Battery and charger sold separately.

Part No. 4867 200 0002

FSA 130



4.4 kg^②. Powerful and light-weight cordless brushcutter for working on large areas of tough grass. Adjustable with 3 power settings, bike handle. Suspension device for carrying the tool with a backpack AR battery or AP carrying system (for accessories, see page 26). For more information on the features and technical details, see page 110.

FSA 130 including full harness.

Battery and charger sold separately.

Part No. 4867 200 0000



① Weight excluding battery, including cutting tool and guard

② Weight excluding battery, cutting tool and guard

③ Weight excluding battery

BGA 85



3.2 kg[Ⓢ], Max Air 845 m³/h. Very easy to operate Cordless Blower. Round nozzle, rubberised handle, variable speed control, very quiet operating sound. For long periods of use, we recommend the AR backpack batteries (see page 27). For more information on the features and technical details, see page 154.

Battery and charger sold separately.

Part No. 4853 011 5900

BGA 100



2.5 kg[Ⓢ], Max Air 1,040 m³/h. Pleasantly quiet, lightweight and very powerful Cordless Blower for professional use, especially suitable for noise-sensitive areas. Round nozzle, rubberised handle, three power levels with additional boost function, the length of the blower tube is adjustable, lifting eye for support cushion. Use with the AP batteries and the AP holster with connecting cable (see page 26), or for longer periods of work we recommend the AR 3000 backpack battery with support cushion and hook (see page 28). For more information on the features and technical details, see page 154.

Battery and charger sold separately.

Part No. 4866 011 5900

KGA 770



Container capacity 50 l, sweep width 77 cm, 16.0 kg[Ⓢ].

Cordless Sweeping Machine for large areas both indoors and outdoors. STIHL MultiClean PLUS sweeping system, 8-fold central height adjustment, lateral wheels, transport handle, stored upright to save space, ergonomically-shaped 2-fold height adjustment push bar. Battery power makes for easy and energy-saving work and enables thorough cleaning of edges and corners, even when the machine is stationary. For more information on the features and technical details, see page 160.

Battery and charger sold separately.

Order No. 4860 011 4703

TSA 230^②



3.9 kg[Ⓢ]. Easy to manoeuvre Cordless Cut-off Machine with 230 mm cutting wheel, intended for wet cutting up to a depth of 70mm. Suitable for indoor and outdoor use, water connection with ball valve and hose coupling. Spindle lock, maintenance-free belt drive. The TSA 230 comes standard with an abrasive blade with the option to fit a diamond blade. More information about the features and technical details can be found on page 185.

Battery and charger sold separately.

Part No. 4864 011 6600





Accessories for PRO Cordless tools

- Lithium-ion batteries with different energy capacities
- Various chargers
- Practical accessories

AP Batteries



Compatible with the STIHL Cordless Power System. Very powerful lithium-ion batteries with charge level indicator (four LEDs). Available with different energy capacities.

AP 200

151 Wh battery energy^①, 1.3 kg

Part No. 4850 400 6530

AP 300

227 Wh battery energy^①, 1.7 kg

Part No. 4850 400 6540

Foot



NEW

Foot to protect the battery from contact with the ground. Additional handle for short-term shaft extension. Suitable for HTA 65, HTA 85 and HLA 85.

Part No. 4857 007 1001

AP holster with connecting cable



NEW

Enables energy transfer from a STIHL AP battery to the BGA 100, FSA 130 and HSA 94. Can be combined with the battery belt carrying system.

Part No. 4850 440 5100

Cover for the AP battery slot



For covering the AP battery shaft on STIHL PRO cordless power system batter-powered tools. Protects against dust and dirt during longer periods of storage

Part No. 4850 602 0900

Accessories: AP adapter

NEW



The AP adaptor is needed to transfer energy from a STIHL AR Battery to a STIHL AP cordless machine with a battery shaft.

Part No. 4850 440 0503

Accessories: Weight kits for AP adapter



To be attached to the AP adapter to improve the tool balance, e.g. for FSA 90, approx. 500 g.

Part No. 4850 007 1001

Backpack AR batteries



NEW



Backpack lithium-ion battery with larger capacity for longer running times. Sturdy housing with base and charge level indicator (six LEDs), comfortable harness with integrated carry handle and rain cover.

NEW Available from Spring 2017! AR 1000

626 Wh battery power^②, 4.1 kg^③/5.5 kg^④, with USB port for charging smartphones etc.

Part No. 4865 400 6505

NEW Available from Spring 2017! AR 2000

916 Wh battery energy^②, 6.5 kg^③/7.8 kg^④

Part No. 4865 400 6510

AR 3000

1,148 Wh battery energy^②, 6.8 kg^③/8.1 kg^④, with rain protection cover

Part No. 4865 400 6520



Only while stocks last!

Backpack lithium-ion battery with larger capacity for longer running times. Sturdy housing with integrated carry handle and base, comfortable harness, with bag for adaptor.

AR 900

891 Wh battery energy, 7.1 kg

Part No. 4865 400 6520

AL Quick Chargers

AL 300 Quick Charger

(see image of AL 500) 230 V. For STIHL AP and AR batteries. Device in housing base for wall mounting and cable rewind, with operating mode indicator (LED) and active battery cooling.

Part No. 4850 430 5505



AL 500 High Speed charger

230 V. For STIHL AP and AR batteries. Faster charging rates. Device in housing base for wall mounting and cable rewind, with operating mode indicator (LED) and active battery cooling.

Part No. 4850 430 5705

Carry bag



To transport and store STIHL Cordless tools. Suitable for HSA 66, HSA 86, HLA 65 and BGA 85. Also suitable for all CombiEngines.

Part No. 0000 881 0507

Carrying system Battery belt



Durable and comfortable belt with battery bag for carrying STIHL AP batteries. The battery is worn on the battery belt, reducing the total weight in your hands. Energy is transferred from the battery in the bag to the tool via a flexible cable and the lightweight AP adapter.

Part No. 4850 490 0100

Accessories: Bag for battery belt



Can be used to easily carry an extra AP battery or accessories such as safety glasses, gloves or resin remover spray. Attaches to the battery belt.

Part No. 4850 491 0101

Accessories: Harness for battery belt



Comfortable harness to distribute the weight to your shoulders. Can be easily attached to the battery belt.

Part No. 4119 710 9012

Battery bag



Lightweight, hard-wearing bag for easy transport and clean storage of STIHL Cordless Tool accessories. For one STIHL AP battery and a STIHL charger.

Part No. 0000 881 0520

Battery boxes

A space-saving and safe way to transport batteries and chargers. Compatible with Sortimo L-BOXX and Sortimo Globelyst in-vehicle system.



Part No. 0000 881 5604



For AP or AR batteries and chargers.

Order No. 7013 200 0004

① Power capacity according to the specifications of the cell manufacturer. The power capacity available during actual operation is lower to increase battery life

② Weight excluding carrying system

③ Weight including carrying system

**Support cushion with
comfort carry ring**



NEW

For retrofitting to all FS harnesses in the ADVANCE series without comfort carry rings.

Part No. 4147 740 2502

**Parts kit for attachment
to AR**



Adapter for attaching the support pads for FSA and BGA to the AR batteries' carrying system. The clips allow you to quickly and easily switch back and forth between the different support pads.

Part No. 4866 007 1000

Replacement cushion



NEW

With a simple hook for retrofitting the AR backpack battery. In conjunction with the harness, the BGA 85 can be attached while in use, or hung up during pauses in work.

Part No. 4866 740 2500

Harness



For more comfortable operation of the STIHL FSA 65, STIHL FSA 85 and STIHL FSA 90 R. Includes attachment clip.

Part No. 4119 710 9012

**Harness with carrying
strap**



NEW

Harness for BGA 85 to increase your comfort. The right balance is achieved through different rope-attachment loops. This harness can be used with either the AP or AR batteries. When using AR batteries an additional support cushion is required.

Part No. 4853 710 9000

Catcher plate



For catching cuttings. 50 cm bar length, tool-free, can be mounted on both sides. Suitable for HSA 66, HSA 86, all HSE and HLA models.

Part No. 4859 740 3300

**Carrying
system**



NEW

Convenient, lightweight carrying system for up to two AP batteries. Can be used in combination with an AP holster with a connecting cable – as an alternative to the AR backpack batteries. Suitable for housing with a connecting cable and tools with a battery slot.

Part No. 4850 490 0400



Tool classes

STIHL has the optimum solution for any application – in the PRO cordless power system range. If you need maximum freedom of movement, tools with a battery shaft are the right choice. If you need minimum weight for long periods of work, tools with a connecting cable are ideal for the task at hand.



Tools with a battery shaft
The battery shaft is encased in the tool housing. The battery can be easily removed by loosening the locking lever.



Tools with a connecting cable
The connecting cable with plug connects the STIHL AP or AR batteries with the tool. This means that the battery can be conveniently worn on the body.

Battery accessories for tools with a connecting cable

The combination of accessory parts you need to work ergonomically is based on which battery power supply you choose – the AP or AR battery.



HSA 94 R



BGA 100



FSA 130



FSA 130 R

Battery power supply



AP 200
AP 300



AR 1000
AR 2000
AR 3000

Carrying system and belt connection accessories



Carrying system



AP holster with connecting cable



Support cushion set

















Support cushion set


FSA 130	•	•	•
FSA 130 R	•	•	•
HSA 94 R	•	•	–
BGA 100	•	•	•

FSA 130	•
FSA 130 R	•
HSA 94 R	–
BGA 100	•

Cordless Power Systems

	Replacement Battery	AK 10* NEW	AK 20 NEW	AK 30 NEW Available Spring 2017!		AP 200	AP 300	AR 1000 NEW Available Spring 2017!	AR 2000 NEW Available Spring 2017!	AR 3000	
											
Battery charging times (min) ^①						Battery charging times (min) ^①					
AL 101  NEW	–	55 / 80	105 / 150	160 / 205		125 / 165	190 / 250	–	–	–	AL 101 
AL 300 	–	20 / 30	25 / 45	35 / 60		30 / 55	45 / 75	130 / 180	190 / 250	220 / 300	AL 300 
AL 500 	–	20 / 30	25 / 45	35 / 60		25 / 35	25 / 35	90 / 120	100 / 130	120 / 160	AL 500 
Battery Capacity											
Battery Energy (Wh)	–	59	118	185		151	227	891	916	1148	Battery Energy (Wh)
Battery Capacity (Ah)	–	1.6	3.2	5.2		4.0	6.0	23.7	24.3	31.9	Battery Capacity (Ah)
Working times per battery charge (up to ... min) ^②						Working times per battery charge (up to ... min) ^②					
STIHL HSA 25	110	–	–	–		–	–	–	–	–	STIHL HSA 25
STIHL MSA 120 C-BQ NEW	–	15	35	55		–	–	–	–	–	STIHL MSA 120 C-BQ
STIHL MSA 140 C-BQ NEW Available Spring 2017!	–	15	35	45		–	–	–	–	–	STIHL MSA 140 C-BQ
STIHL FSA 56 (with nylon mowing head) NEW	–	20	40	60		–	–	–	–	–	STIHL FSA 56 (with nylon mowing head)
STIHL HSA 56 NEW	–	40	80	120		–	–	–	–	–	STIHL HSA 56
STIHL BGA 56 NEW	–	10	20	30		–	–	–	–	–	STIHL BGA 56
STIHL MSA 200 C-BQ	–	–	–	–		30	45	110	160	200	STIHL MSA 200 C-BQ
STIHL MSA 160 T	–	–	–	–		35	50	125	180	230	STIHL MSA 160 T
STIHL HTA 65 NEW Available Spring 2017!	–	–	–	–		35	55	125	180	230	STIHL HTA 65
STIHL HTA 85	–	–	–	–		35	55	125	180	230	STIHL HTA 85
STIHL FSA 65	–	–	–	–		60	90	200	300	400	STIHL FSA 65
STIHL FSA 85	–	–	–	–		30	45	120	180	200	STIHL FSA 85
STIHL FSA 90 R (with nylon mowing head)	–	–	–	–		20	30	80	120	150	STIHL FSA 90 R (with nylon mowing head)
STIHL FSA 90 (with grass cutting blade)	–	–	–	–		30	45	120	180	220	STIHL FSA 90 (with grass cutting blade)
STIHL FSA 130 R (with nylon mowing head) NEW Available Spring 2017!	–	–	–	–		25 / 20 / 15 ^③	40 / 30 / 20 ^③	100 / 85 / 70 ^③	150 / 120 / 100 ^③	190 / 150 / 125 ^③	STIHL FSA 130 R (with nylon mowing head)
STIHL FSA 130 (with grass cutting blade) NEW Available Spring 2017!	–	–	–	–		60 / 45 / 30 ^③	85 / 70 / 45 ^③	230 / 185 / 120 ^③	330 / 250 / 170 ^③	420 / 320 / 215 ^③	STIHL FSA 130 (with grass cutting blade)
STIHL HSA 66	–	–	–	–		120	180	450	660	800	STIHL HSA 66
STIHL HSA 86	–	–	–	–		120	180	450	660	800	STIHL HSA 86
STIHL HSA 94 R NEW Available Spring 2017!	–	–	–	–		90 / 80 / 70 ^③	135 / 120 / 105 ^③	380 / 350 / 320 ^③	550 / 500 / 450 ^③	700 / 630 / 570 ^③	STIHL HSA 94 R
STIHL HLA 65	–	–	–	–		120	180	450	660	800	STIHL HLA 65
STIHL HLA 85	–	–	–	–		120	180	450	660	800	STIHL HLA 85
STIHL BGA 85	–	–	–	–		16	24	65	90	115	STIHL BGA 85
STIHL BGA 100	–	–	–	–		55 / 22 / 13 / 10 ^④	83 / 33 / 21 / 16 ^④	225 / 95 / 60 / 45 ^④	300 / 130 / 80 / 60 ^④	395 / 160 / 100 / 75 ^④	STIHL BGA 100
STIHL KGA 770	–	–	–	–		140	210	–	–	–	STIHL KGA 770
STIHL TSA 230	–	–	–	–		12	18	50	75	95	STIHL TSA 230
STIHL ASA 65 NEW	–	–	–	–		420	630	–	–	–	STIHL ASA 65
STIHL ASA 85	–	–	–	–		400	600	–	–	–	STIHL ASA 85
Battery ranges (up to ... m²) ^②						Battery ranges (up to ... m²) ^②					
STIHL RMA 370	–	–	–	–		220 - 270	340 - 370	–	–	–	STIHL RMA 370
STIHL RMA 410 C	–	–	–	–		270 - 300	370 - 400	–	–	–	STIHL RMA 410 C
STIHL RMA 510 NEW	–	–	–	–		–	470 - 500	–	–	–	STIHL RMA 510


* The AK 10 Battery is only available in the FSA 56 and the HSA 56 Set, not sold seperately.



"Nothing compares to a fresh wind over the treetops."

Mike loves to use his chainsaw in high altitude. For him, the most exciting part of building a treetop path is the moment the bridge support is joined. The connecting piece can only be cut on-site – 25 metres above the ground, requiring a calm hand and absolute concentration.

Petrol Chainsaws	37
Petrol Chainsaws for cutting firewood and grounds maintenance	37
Petrol Chainsaws for farming	39
Petrol Chainsaws for forestry work	40
Chainsaws with Carbide Saw Chain	43
Arborist saws/emergency services saw	44
Cordless Chainsaws	47
Electric Chainsaws	49
Accessories for Chainsaws	50
Chainsaws » overview	52
Pole Pruners, accessories » overview	60



Technology

- 1 STIHL 2-MIX engine**
The two-stroke engine with STIHL 2-MIX technology saves up to 20% fuel and reduces emissions by up to 70%, compared to STIHL 2-stroke engines of the same performance class without 2-MIX technology.
- 2 Long-life air filter system with air routing**
Compared with conventional air filter systems, the life of the filter is significantly longer.
- 3 HD2 filter**
This air filter keeps even the finest dust away from the engine, ensuring a long life. Due to its special material, the filter can easily be washed.
- 4 STIHL M-Tronic (M)**
Fully electronic engine management system regulates the ignition timing and fuel metering in all operating conditions. Ensuring optimal engine performance, constant maximum speed and very good acceleration performance.

Comfort

- 5 Decompression valve**
Reduces the necessary starting power, making it easier to start the Chainsaw.
- 6 STIHL ElastoStart**
This special shock absorber grip with damper ensures jerk-free starting without load peaks.
- 7 Tool-free fuel caps**
Special caps to open and close the tank quickly, easily and without tools.
- 8 STIHL ErgoStart (E)**
A spring between the starter cord reel and crankshaft relieves the strain when starting, meaning that excessive pulling on the cord is no longer needed. The result is an effortless start with practically no effort.
- 9 STIHL Quick Chain Tensioning (B)**
With STIHL Quick Chain Tensioning, it's easy to adjust the saw chain, without tools and without coming into contact with the sharp saw chain. Just release the sprocket cover and turn the adjusting wheel to set the optimum tension.

Safety

- 10 Front hand guard with STIHL QuickStop**
By moving the front hand guard, the chain brake is manually activated and the saw chain is stopped. With a sufficiently strong kickback, the chain brake is triggered automatically. The saw chain comes to a standstill within a fraction of a second.
- 11 STIHL QuickStop Super (Q)**
The additional braking system for extra safety – exclusive to STIHL. The saw chain stops whenever: there is a sufficiently strong kickback, the front hand guard (10) is activated, or the user lets go of the rear handle. The saw chain is stopped within seconds, protecting the user.

i Please note that not all products are equipped with the features listed here. Only the most important features are described on this page. For further explanations and information, see page 232 onwards or online at www.stihl.co.nz.



Petrol Chainsaws for cutting firewood and grounds maintenance

- For occasional users and craftsmen
- Excellent for cutting firewood
- For grounds maintenance
- For felling small trees
- For building applications

MS 170



30.1 cm³, 1.3 kW/1.6 hp, 3.9 kg^⓪. Great Chainsaw for cutting firewood. STIHL Ematic chain lubrication system for optimal lubrication of the chain.

Bar length	Part No.
35 cm	1130 200 0336

MS 180



31.8 cm³, 1.4 kW/1.9 hp, 4.1 kg^⓪. The MS 180 is an ideal model for cutting firewood and property maintenance.

Bar length	Part No.
35 cm	1130 200 0366

Recommended bar length: The bar size in bold indicates the length that is recommended for each Chainsaw.

^⓪ Weight excluding fuel, guide bar or saw chain

MS 181



31.8 cm³, 1.5 kW/2.0 hp, 4.3 kg^①. Great for cutting fire wood or felling small trees. Fuel efficient 2-Mix engine.

Bar length	Part No.
35 cm	1139 200 0179

➤ This model has an additional version, page 52
MS 181 C-BE – Quick chain tensioning, ErgoStart

MS 211



35.2 cm³, 1.7 kW/2.3 hp, 4.3 kg^①. Suitable for cutting firewood. Side-mounted chain tensioning, fuel-efficient 2-MIX engine, 3/8" PM3 saw chain for good cutting performance.

Bar length	Part No.
40 cm	1139 200 0264

➤ This model has additional versions, page 52
MS 211 – Duro chain
MS 211 C-BE – Quick chain tensioning, ErgoStart
MS 211 C-BE – Quick chain tensioning, ErgoStart, Duro chain

MS 231



40.6 cm³, 2.0 kW/2.7 hp, 4.8 kg^①. Great for cutting firewood. Side-mounted chain tensioning for safe and easy tensioning, long-life air filter system for long intervals between cleaning, tool-free fuel caps for safe and easy refuelling, economical 2-MIX engine.

Bar length	Part No.
40 cm	1143 200 0419
45 cm	1143 200 0420

➤ This model has additional versions, page 52
MS 231 – Duro chain
MS 231 C-BE – Quick chain tensioning, ErgoStart
MS 231 C-BE – Quick chain tensioning, ErgoStart, Duro chain

MS 251



45.6 cm³, 2.2 kW/3.0 hp, 4.8 kg^①. Suitable for harvesting firewood in the forest. Side-mounted chain tensioning, rugged and durable .325" cutting attachment, available with 45 cm bar length for cutting thicker tree trunks, economical 2-MIX engine.

Bar length	Part No.
40 cm	1143 200 0301
45 cm	1143 200 0320

➤ This model has additional versions, page 52
MS 251 – Duro chain
MS 251 C-BEQ – Quick chain tensioning, ErgoStart, QuickStop Super chain brake
MS 251 C-BEQ – Quick chain tensioning, ErgoStart, QuickStop Super chain brake, Duro chain

STIHL professional tip:



If you won't be using your STIHL chainsaw for a while, it's best to do empty the fuel from the fuel tank into an approved container. Then let the chainsaw run until it stops by itself and there is no more fuel in the fuel system. Remove the saw chain and guide bar, and clean the cutting attachment with STIHL VarioClean to prevent it from gumming. Fill up the chain lubricant. Store your chainsaw in a dry environment and protect it from the sun. Keep it free from dust by storing it in a bag or STIHL chainsaw case. Make sure it is safe from unwanted access (e.g. by children).

A "C" comfort feature in the product name:

Many STIHL tools are standard-fitted with special comfort features, which can be identified by the "C" in the product name, e.g. MS 211 C-BE. The "E" stands for the STIHL ErgoStart, and the "B" for Quick Chain Tensioning.

Petrol Chainsaws for farming

- For farmers, landscapers and craftsmen
- For landscape maintenance, cutting firewood and timber

MS 291 FARM BOSS®



55.5 cm³, 2.8 kW/3.8 hp, 5.6 kg^①. Great for harvesting firewood. Economical 2-MIX engine, long-life air filter system, tool-free fuel caps for safe and easy refuelling, .325" RM saw chain for great cutting performance.

Bar length	Part No.
45 cm	1141 200 0343

➤ This model is available in a Duro chain version
MS 291 with Rapid Duro 3 chain

MS 291 C-BE FARM BOSS®



55.5 cm³, 2.8 kW/3.8 hp, 6.2 kg^①. Great for harvesting firewood. Economical 2-MIX engine, long-life air filter system, quick chain adjustment, tool-free fuel caps for safe and easy refuelling and .325" RM saw chain for great cutting performance.

Bar length	Part No.
45 cm	1141 200 0558

➤ This model is available in a Duro chain version
MS 291 C-BE with Rapid Duro 3 chain

MS 311 FARM BOSS®



59.0 cm³, 3.1 kW/4.2 hp, 6.2 kg^①. Ideal for felling firewood in medium-density forests or for farm work. With a long-life air filter system, economical 2-MIX engine, and decompression valve for effortless starting.

Bar length	Part No.
50 cm	1140 200 0213

➤ This model is available in a Duro chain version
MS 311 with Rapid Duro 3 chain

① Weight excluding fuel, guide bar or saw chain

MS 381 FARM BOSS®



72.2 cm³, 3.9 kW/5.3 hp, 6.6 kg^①. Robust Chainsaw for very heavy duty use in a wide variety of commercial or farming applications. Decompression valve and ElastoStart for easier starting.

Bar length	Part No.
50 cm	1119 200 0115

➤ This model is available in a Duro chain version
MS 381 with Rapid Duro 3 chain

MS 391 FARM BOSS®



64.1 cm³, 3.3 kW/4.5 hp, 6.2 kg^①. Excellent for felling fire-wood and a range of tasks on the farm. With a long-life air filter system, economical 2-MIX engine and a decompression valve for effortless starting.

Bar length	Part No.
50 cm	1140 200 0209

➤ This model is available in a Duro chain version
MS 391 with Rapid Duro 3 chain



Petrol Chainsaws for forestry work

- Powerful, enduring and responsive
- Designed to overcome any professional challenge
- For all forestry, felling, branch trimming and bucking jobs
- High performance, low weight and superb working comfort
- Many models are fitted with the STIHL M-Tronic fully electronic engine management system.



Comprehensive information on the topic of "Safe working with Chainsaws" can also be found at

www.stihl.co.nz/safety-brochure

① Weight excluding fuel, guide bar or saw chain

MS 241 C-M



42.6 cm³, 2.3 kW/3.1 hp, 4.5 kg^①. Excellent for harvesting thin wood, a powerful engine performance at a low weight. Standard-fitted with STIHL M-Tronic, long-life air filter system with HD2 filter which requires only occasional cleaning, captive nut on the sprocket cover, economical 2-MIX engine, 3/8" PS saw chain for excellent cutting performance.

Bar length	Part No.
35 cm	1143 200 0270
40 cm	1143 200 0269

➤ This model is available in a Duro chain version
MS 241 C-M with Picco Duro 3 chain

MS 261 C-M



50.2 cm³, 2.9 kW/4.1 hp, 5.2 kg^①. Great for working in low-density and medium-density forests. Standard-fitted with STIHL M-Tronic ensuring optimum engine performance at all times and easy starting, long-life air filter system with HD2 filter which requires only occasional cleaning, captive nuts on the sprocket cover.

Bar length	Part No.
40 cm	1141 200 0325

➤ This model is available in a Duro chain version
MS 261 C-M with Rapid Duro 3 chain

Tuning kit MS 261 – Picco Super



Increase the cutting performance of the MS 261 C-M with the tuning kit. Contains: guide bar, 3 saw chains and 1 rim sprocket. Provides 20% more power than with the standard chain.

Part No. 0000 007 1900

M = M-Tronic

MS 362 C-M



59.0 cm³, 3.5 kW/4.8 hp, 5.8 kg^①. Great for working in medium-density forests. Long-life air filter system with HD2 filter ensures an excellent filtering effect, STIHL M-Tronic for optimum engine performance at all times and easy starting, captive nuts on the sprocket cover for quick and easy chain replacement, economical 2-MIX engine.

Bar length	Part No.
45 cm	1140 200 0207
50 cm	1140 200 0208

➤ This model is available in a Duro chain version
MS 362 C-M with Rapid Duro 3 chain



A good temperature

High-visibility orange DYNAMIC fleece jacket

The breathable long-sleeved fleece jacket ensures a good body temperature whilst also cushioning your shoulders – ideal for physically demanding work.

➤➤ More on page 224.

MS 440



70.7 cm³, 4.0 kW/5.4 hp, 6.3 kg^①. Very well equipped for thinning branches in medium-density forests and for harvesting large timber. A controlled-delivery oil pump, STIHL ElastoStart for effortless starting, tool-free fuel caps for simple and safe refuelling.

Bar length	Part No.
45 cm	1128 200 0224
50 cm	1128 200 0225
55 cm	1128 200 0226

➤ This model is available in a Duro chain version
MS 440 with Rapid Duro 3 chain

MS 461 MAGNUM[®]



76.5 cm³, 4.4 kW/6.0 hp, 6.7 kg^①. High-power Chainsaw for medium-density to high-density forests. With economical 2-MIX engine, HD2 filter with good filtering effect, tool-free fuel caps for safe and easy refuelling.

Bar length	Part No.
45 cm	1128 200 0467
50 cm	1128 200 0468
55 cm	1128 200 0469
60 cm	1128 200 0529

➤ This model is available in a Duro chain version
MS 461 with Rapid Duro 3 chain

MS 661 C-M MAGNUM[®]



91.1 cm³, 5.4 kW/7.3 hp, 7.4 kg^①. The competition Chainsaw used in the STIHL TIMBERSPORTS[®] SERIES. Big timber saw for the toughest jobs in forestry. M-Tronic guarantees optimum engine performance at all times including easy starting. The MS 661 C-M has a controlled-delivery high-performance oil pump with a high flow rate, HD2 filter with very good filtering effect, economical 2-MIX engine.

Bar length	Part No.
50 cm	1144 200 0019
55 cm	1144 200 0020
63 cm	1144 200 0058
71 cm	1144 200 0135
75 cm	1144 200 0059

➤ This model is available in a Duro chain version
MS 661 C-M with Rapid Duro 3 chain

MS 880 MAGNUM[®]



121.6 cm³, 6.4 kW/8.7 hp, 9.8 kg^①. The most powerful series-produced Chainsaw in the world. Decompression valve and STIHL ElastoStart ensure an effortless start, HD2 filter guarantees a long filter life, tool-free fuel cap for safe and easy refuelling.

Bar length	Part No.
75 cm	1124 200 0052
90 cm	1124 200 0053
105 cm	1124 200 0054



Chainsaws with carbide saw chains

- For occasional as well as professional users
- Carbide-tipped saw chains that stay sharp up to ten times longer
- Particularly well-suited for dirty wood

STIHL has an extensive range of Chainsaws which can be purchased with Duro chain. To view the full range please refer to the table on page 56. Two models are shown below as an example.

Stays sharp up to ten times longer than conventional saw chains.



MS 211 with Picco Duro 3



35.2 cm³, 1.7 kW/2.3 hp, 4.3 kg^①. Economical 2-MIX engine. Long-life air filter system, tool-free fuel caps for safe and easy refuelling. Suitable for use on dirty wood thanks to the standard-fitted 3/8" Picco Duro 3 carbide saw chain.

Bar length	Part No.
40 cm	1139 200 0326

➤ This model has additional versions, page 56
MS 211 C-BE with Picco Duro 3 chain

MS 362 C-M with Rapid Duro 3



59.0 cm³, 3.5 kW/4.8 hp, 5.8 kg^①. Designed for working in medium density forests. With STIHL M-Tronic for optimum engine performance at all times and easy starting. Economical 2-MIX engine, long-life air filter system with HD2 filter for an excellent filtering effect. Standard-fitted with a 3/8" Rapid Duro 3 carbide saw chain, which is especially good for cutting dirty wood.

Bar length	Part No.
50 cm	1140 200 0399

STIHL professional tip:



The Duro name stands for our carbide saw chains. These were designed for cutting dirty wood, and stay sharp up to ten times longer than conventional saw chains, even with occasional ground contact.

M = M-Tronic ① Weight excluding fuel, guide bar or saw chain



Arborist saws

- Lightweight special Chainsaws
- For cutting branches and crown reduction
- With precise handling
- Optimum ergonomics
- Cordless model for use in noise-sensitive areas

MS 150 TC-E



23.6 cm³, 1.0 kW/1.3 hp, 2.6 kg ①. STIHL's lightest arborist saw ②. Manual fuel pump and STIHL ErgoStart guarantee easy starting, standard-fitted with 1/4" PM3 saw chain for a fine cut.

Bar length	Part No.
30 cm	1146 200 0009
35 cm	1146 200 0008

MS 193 T



30.1 cm³, 1.3 kW/1.8 hp, 3.3 kg ①. STIHL's universal arborist saw ②. Economical 2-MIX engine, captive nut on the sprocket cover, 3/8" PMMC3 chain.

Bar length	Part No.
30 cm	1137 200 0224
35 cm	1137 200 0225

MS 201 TC-M



35.2 cm³, 1.8 kW/2.4 hp, 3.7 kg ①. The most powerful STIHL arborist saw ②. Standard-fitted with M-Tronic for optimal engine performance right from the word go, economical 2-MIX engine, captive nut on the sprocket cover allows for quick and easy chain replacement.

Bar length	Part No.
30 cm	1145 200 0165
35 cm	1145 200 0166

➤ This model is available in a Duro chain version
MS 201 TC-M with Picco Duro 3 chain

MSA 160 T



2.3 kg ①. Very lightweight Cordless arborist Chainsaw ②. Ideal for use in noise-sensitive areas. No ear protection necessary, high cutting performance due to 1/4" PM3 saw chain, secured nut on the sprocket cover.

MSA 160 T with guide bar and saw chain. Battery and charger sold separately

Bar length	Part No.
30 cm	1252 200 0000



For suitable lithium-ion batteries and other accessories, see page 26 onwards.



Perfect fit

ADVANCE X-FLEX trousers

Lightweight, very flexible trousers with highly elastic inserts allowing full freedom of movement and a high level of breathability.

>> More on page 220

① Weight excluding fuel, guide bar or saw chain
② Specially designed for working among tree branches and should only be used by trained arborists



Emergency services saw

- For emergency operations and fire fighting
- Special saw chain with carbide alloy plating
- Tremendous performance in the medium rpm range

MS 461-R



76.5 cm³, 4.4 kW/6.0 hp, 7.2 kg^①. For emergency operations and fire fighting. Additional handle for quick and easy adjustment of the cutting depth, large starter grip and decompression valve for safe and easy starting, special saw chain plated with impact-resistant carbide plates.

Bar length	Part No.
50 cm	1128 200 0452

Emergency services saw accessories

STIHL Rollomatic ES (STIHL Ematic Super) guide bar, 50 cm, with replaceable bar nose (not pictured)

Part No. 3003 002 9421

Rapid Duro R special saw chain (not pictured)

Part No. 3944 000 0072



COMPACT Cordless Chainsaws

- Lightweight
- Quiet
- Convenient
- For the home owner and gardener

STIHL professional tip:



Unlike ordinary Chainsaws, the special emergency services saws are usually used for plunge cutting. This means the front bar nose is immersed in the cutting material. The cutting depth limiter allows you to precisely define the desired cutting depth.

R = Emergency services saw

MSA 120 C-BQ



NEW

2.5 kg^②. Lightweight cordless chainsaw for grounds maintenance and straightforward but skilled manual jobs. Soft grip, quick and convenient chain replacement due to STIHL Quick Chain Tensioning, QuickStop Super chain brake, oil tank with a transparent viewing window and high cutting performance due to 1/4" PM3 saw chain.

MSA 120 C-BQ with guide bar and saw chain

Bar length	Part No.
30 cm	1254 011 5800

MSA 120 C-BQ set with guide bar and saw chain, AK 20 and AL 101

Bar length	Part No.
30 cm	1254 011 5814

MSA 140 C-BQ



NEW

Available from Spring 2017!

2.6 kg^②. Lightweight cordless chainsaw for grounds maintenance and straightforward, but skilled manual jobs. 25% more cutting performance compared to the MSA 120 C-BQ. Soft grip, quick and convenient chain replacement due to STIHL Quick Chain Tensioning, QuickStop Super chain brake, oil tank with a transparent viewing window and high cutting performance due to 1/4" PM3 saw chain.

MSA 140 C-BQ with guide bar and saw chain

Bar length	Part No.
30 cm	1254 011 5840

MSA 140 C-BQ set with guide bar and saw chain, AK 30 and AL 101

Bar length	Part No.
30 cm	1254 011 5854



For suitable lithium-ion batteries and other accessories, see page 12 onwards.

① Weight excluding fuel, guide bar or saw chain
② Weight excluding battery, including guide bar and saw chain
③ Price excluding battery and charger

B = Quick Chain Tensioning
Q = QuickStop Super chain brake



PRO Cordless Chainsaws

- Lightweight
- Quiet
- Convenient
- Serious gardener
- Challenging applications

MSA 200 C-BQ



3.3 kg^①. Cordless Chainsaw with good power for use in noise-sensitive areas, no ear protection necessary. 30% higher cutting performance compared with the previous model, STIHL Quick Chain Tensioning, QuickStop Super chain brake, tool-free fuel cap, with 1/4" PM3 saw chain for a fine cut with excellent performance.

MSA 200 C-BQ with guide bar and saw chain. Battery and charger sold separately

Bar length	Part No.
35 cm	1251 200 0021

MSA 160 T



2.3 kg^①. Very lightweight Cordless arborist Chainsaw^②. Ideal for use in noise-sensitive areas. No ear protection necessary, high cutting performance due to 1/4" PM3 saw chain, secured nut on the sprocket cover.

MSA 160 T with guide bar and saw chain. Battery and charger sold separately

Bar length	Part No.
30 cm	1252 200 0000

For suitable lithium-ion batteries and other accessories, see page 26 onwards.

① Weight excluding battery, including guide bar and saw chain
② Specially designed for working among tree branches and should only be used by trained arborists

B = Quick Chain Tensioning
Q = QuickStop Super chain brake



MSE 170 C-BQ



230 V, 1.7 kW, 4.2 kg^③. Electric Chainsaw with excellent cutting performance. This saw has a modern design, it is fitted with a QuickStop Super chain brake, the soft handle provides a good grip and comfortable working, tool-free oil tank cap for easy and safe filling, overload protection.

Bar length	Part No.
35 cm	1209 200 0055

Electric Chainsaw

- For home users, tradesmen and farmers
- For working around the house
- Powerful electric motor with good cutting performance
- Practical features
- Switches on and off at the push of a button

③ Weight excluding cable and chain oil, including guide bar and saw chain

Accessories for Chainsaws

- Tools to make your work easier
- Scabbards suitable for various bar lengths
- Carry bag or Chainsaw case for easy transportation
- Tools and sawhorses

Combination socket tool



For tensioning and changing the chain, bar and spark plug.

Width across flats 19–13^①

Part No. 1129 890 3401

Width across flats 19–16^②

Part No. 0000 890 3400

Width across flats 16 and 13^③

Part No. 0000 890 3402

Scabbards for arborist saws



Snaps firmly into place on the sprocket cover. Covers the bumper spikes. Suitable for MS 193 T and MS 201 TC-M.

Up to 35 cm bar length

Part No. 0000 792 9160

Chainsaw case



For storage and transport of all Chainsaws with bar lengths up to 45 cm (not suitable for electric Chainsaws and petrol Chainsaws lengths up to 45cm. (Suitable for Chainsaws up to the MS 391)

Part No. 0000 900 4008

Multi-function tool

Affordable multi-function tool with easy access to all the tools you need. 3.5 mm screwdriver for setting the carburettor and cleaning the tracks, Torx® TX 27 and combination socket tool for spark plugs and flange nuts.



Width across flats 16–13^④

Part No. 0000 882 6500



Width across flats 19–16^⑤

Part No. 0000 882 6501

Metal sawhorse



Robust design. Includes a chain with spring tensioning to secure the wood for cutting, max. bearing load 100 kg.

Part No. 0000 881 4607

Chainsaw bag



For tidy storage and transport of chainsaws with bar lengths up to 45 cm.

Part No. 0000 881 0508



Scabbards



Scabbard length

	Bar attachment: 3005 ^⑥ Mini	Bar attachment: 3005 PM ^⑥	Bar attachment: 3005 ^⑥	Bar attachment: 3003 ^⑥	Bar attachment: 3002 ^⑥	Bar attachment: 3006 ^⑥
Up to 35 cm	0000 792 9171		0000 792 9172			
Up to 45 cm		0000 792 9173	0000 792 9173	0000 792 9175		0000 792 9175
Up to 55 cm				0000 792 9176 ^⑦	0000 792 9176	
Up to 63 cm				0000 792 9177	0000 792 9177	
Up to 75 cm				0000 792 9178	0000 792 9178	
Up to 90 cm				0000 792 9179	0000 792 9179	

^⑥ Part numbers for guide bars, for more details consult the overview from page 56 onwards

^⑦ Also for 3005 000 4721/50 cm

^① For MS 271, MS 291, MS 311, MS 391
^② For MS 170, MS 171, MS 180, MS 181, MS 193, MS 211, MS 231, MS 241, MS 251

^③ For MS 150, MS 201
^④ For MS 150, MS 201, MS 201 T
^⑤ For MS 170, MS 171, MS 180, MS 181, MS 193 C, MS 211, MS 231, MS 241, MS 251

Part number	Rollomatic E bars (bar length, cm ①)	Displacement (cm³)	Power output (kW/hp)	Weight (kg)②	Power-to-weight ratio (kg/kW)	Sound pressure level③ (dB(A))	Sound power level③ (dB(A))	Vibration level left/right④ (m/s²)			Saw chain pitch	STIHL Oilomatic saw chain type⑤	Lightweight guide bar	Side-mounted chain tensioning (B)	QuickStop Super chain Tensioning (Q)	Manual fuel pump	STIHL ElastoStart	STIHL ErgoStart (E)	Long-life air filter system	HD2 filter	Tool-free tank cap	STIHL engine (2-MIX/4-MIX ⑥)	
Petrol Chainsaws for cutting firewood and grounds maintenance																							
MS 170	1130 200 0336	35	30.1	1.3/1.6	3.9	3.4	100	111	5.2/5.5		3/8" P▲	PMM3	–	○	○	–	–	○	–	–	–	–	–
MS 180	1130 200 0366	35	31.8	1.4/1.9	4.1	3.0	100	112	6.6/7.8		3/8" P▲	PMM3	–	○	○	–	–	○	–	–	–	–	–
MS 181	1139 200 0179	35	31.8	1.5/2.0	4.3	2.9	100	112	3.5/3.0		3/8" P▲	PMM3	–	●	○	–	–	○	–	●	–	●	2-MIX
MS 181 C-BE	1139 200 0169	35	31.8	1.5/2.0	4.6	3.1	100	112	3.5/3.0		3/8" P▲	PMM3	–	–	●	–	●	–	●	●	–	●	2-MIX
MS 211	1139 200 0264	40	35.2	1.7/2.3	4.3	2.5	100	113	3.5/3.5		3/8" P	PM3	○	●	○	–	–	○	–	●	–	●	2-MIX
MS 211 C-BE	1139 200 0268	40	35.2	1.7/2.3	4.6	2.7	100	113	3.5/3.5		3/8" P	PM3	○	–	●	–	●	–	●	●	–	●	2-MIX
MS 231	1143 200 0419 1143 200 0420	40 45	40.6	2.0/2.7	4.8	2.4	103	114	3.9/3.9		.325"	RM	–	●	○	–	–	○	–	●	○	●	2-MIX
MS 231 C-BE	1143 200 0421 1143 200 0422	40 45	40.6	2.0/2.7	5.1	2.6	103	114	3.9/3.9		.325"	RM	–	–	●	–	●	–	●	●	○	●	2-MIX
MS 251	1143 200 0301 1143 200 0320	40 45	45.6	2.2/3.0	4.8	2.2	103	114	3.9/3.9		.325"	RM	–	●	○	–	–	○	–	●	○	●	2-MIX
MS 251 C-BEQ	1143 200 0423 1143 200 0424	40 45	45.6	2.2/3.0	5.2	2.4	103	114	3.9/3.9		.325"	RM	–	–	●	●	●	–	●	●	○	●	2-MIX

● Fitted as standard
○ Retrofittable (accessory)

3/8" P▲ PMM3: Picco Micro Mini 3 (narrow cutting attachment)

B =Quick Chain Tensioning
E =ErgoStart

Q =QuickStop Super chain brake

① The actual bar length may be shorter than the length given.
More available cutting attachments from page 56 onwards

② Weight excluding fuel, guide bar or saw chain

③ K factor according to Dir. 2006/42/EC = 2.5 dB(A)
④ K factor according to Dir. 2006/42/EC = 2 m/s²

⑤ A detailed explanation of the STIHL saw chain types can be found from page 51 onwards

Retrofit kit: Quick Chain Tensioning
Available for MS 170, MS 180, MS 210, MS 230, MS 250:
Part No. 1123 007 1008

Retrofit kit: Quick Chain Tensioning
Available for MS 171, MS 181, MS 211:
Part No. 1139 007 1000

Part number		Rollomatic E bars (bar length, cm ①)	Displacement (cm ³)	Power output (kW/hp)	Weight (kg) ②	Power-to-weight ratio (kg/kW)	Sound pressure level③ (dB(A))	Sound power level③ (dB(A))	Vibration level leftright④ (m/s²)	Saw chain pitch		STIHL Oilomatic saw chain type ⑤	Lightweight guide bar	Controlled-delivery oil pump	Side-mounted chain tensioning	Decompression valve	STIHL ElastoStart	Long-life air filter system	HD2 filter	Tool-free tank cap	STIHL engine (2-MIX/4-MIX®)	STIHL M-Tronic (M)
Petrol Chainsaws for farming																						
MS 291	1141 200 0343	45	55.5	2.8/3.8	5.6	2.0	103	116	4.5/4.5	.325"		RM	–	–	●	–	○	●	○	●	2-MIX	–
MS 291 C-BE NEW	1141 200 0558	45	55.5	2.8/3.8	6.2	2.2	103	116	4.5/4.5	.325"		RM	–	–	–	●	–	●	○	●	2-MIX	–
MS 311	1140 200 0213	50	59.0	3.1/4.2	6.2	2.0	105	117	4.0/4.0	3/8"		RM	–	●	●	●	○	●	○	●	2-MIX	–
MS 391	1140 200 0209	50	64.1	3.3/4.5	6.2	1.9	105	117	4.0/4.0	3/8"		RM	–	●	●	●	○	●	○	●	2-MIX	–
MS 381	1119 200 0115	50	72.2	3.9/5.3	6.6 ②	1.7	87	107	5.2/7.1	3/8"		RS	○	●	●	●	●	–	–	●	–	–
Petrol Chainsaws for forestry work																						
MS 241 C-M	1143 200 0270 1143 200 0269	35 40	42.6	2.3/3.1	4.5	2.0	103	115	2.9/2.9	3/8" P		PS	○	●	●	●	●	●	●	●	2-MIX	●
MS 261 C-M	1141 200 0325	40	50.2	2.9/4.1	5.2	1.6	104	116	3.5/3.5	.325"		RM	–	●	●	●	●	●	●	●	2-MIX	●
MS 362 C-M	1140 200 0207 1140 200 0208	45 50	59.0	3.5/4.8	5.8	1.6	105	117	3.5/3.5	3/8"		RS	○	●	●	●	●	●	●	●	2-MIX	●
MS 440	1128 200 0224 1128 200 0225 1128 200 0226	45 50 55	70.7	4.0/5.4	6.3 ④	1.6	101	112	4.2/4.5	3/8"		RS	○	●	●	●	●	●	●	●	–	–
MS 461 MAGNUM®	1128 200 0467 1128 200 0468 1128 200 0469 1128 200 0529	45 50 55 60	76.5	4.4/6.0	6.7 ④	1.5	105	117	4.0/3.8	3/8"		RS	– ○ – –	●	●	●	●	–	●	●	2-MIX	–
MS 661 C-M MAGNUM®	1144 200 0019 1144 200 0020 1144 200 0058 1144 200 0135 1144 200 0059	50 55 63 71 75	91.1	5.4/7.3	7.4 ④	1.4	105	118	6.9/5.6	3/8"		RS	○	●	●	●	●	–	●	●	2-MIX	●
MS 880 MAGNUM®	1124 200 0052 1124 200 0053 1124 200 0054	75 90 105	121.6	6.4/8.7	9.8 ④	1.6	103	119	8.9/8.9	.404"		RS	–	●	●	●	●	–	●	●	–	–

● Fitted as standard
○ Retrofittable (accessory)

M=M-Tronic

① The actual bar length may be shorter than the length given. More available cutting attachments from page 56 onwards

② Weight excluding fuel, guide bar or saw chain
③ K factor according to Dir. 2006/42/EC = 2.5 dB(A)

④ K factor according to Dir. 2006/42/EC = 2 m/s²
⑤ A detailed explanation of the STIHL saw chain types can be found from page 51 onwards

	Part number	Rollomatic E bars (bar length, cm ①)	Displacement (cm³)	Power output (kW/hp)	Weight (kg) ②	Power-to-weight ratio (kg/kW)	Sound pressure level③ (dB(A))	Sound power level③ (dB(A))	Vibration level left/right④ (m/s²)	Saw chain pitch		STIHL Oilomatic saw chain type ⑤	Lightweight guide bar	Controlled-delivery oil pump	Side-mounted chain tensioning (B)	STIHL Quick Chain Tensioning (Q)	Manual fuel pump	Decompression valve	STIHL ElastoStart	STIHL ErgoStart (E)	Compensator	Long-life air filter system	HD2 filter	Tool-free oil tank cap	STIHL engine (2-MIX/4-MIX ⑥)	STIHL M-Tronic (M)	
Chainsaws with Picco Duro 3, Rapid Duro and Rapid Duro 3																											
MS 211 with Picco Duro 3 saw chain	1139 200 0326	40	35.2	1.7/2.3	4.3	2.5	100	113	3.5/3.5	3/8" P		PD3	○	–	●	○	–	–	○	–	●	●	–	●	2-MIX	–	
MS 211 C-BE with Picco Duro 3 saw chain	1139 200 0263	40	35.2	1.7/2.3	4.6	2.7	100	113	3.5/3.5	3/8" P		PD3	○	–	–	●	–	–	●	●	●	–	●	2-MIX	–		
MS 231 with Rapid Duro 3 saw chain	1143 200 0460	40	40.6	2.0/2.7	4.8	2.4	103	114	3.9/3.9	.325"		RD3	–	–	●	○	–	–	○	–	●	●	○	●	2-MIX	–	
MS 231 C-BE with Rapid Duro 3 saw chain	1143 200 0461	40	40.6	2.0/2.7	5.1	2.6	103	114	3.9/3.9	.325"		RD3	–	–	–	●	–	●	–	●	●	●	○	●	2-MIX	–	
MS 251 with Rapid Duro 3 saw chain	1143 200 0462	40	45.6	2.2/3.0	4.8	2.2	103	114	3.9/3.9	.325"		RD3	–	–	●	○	–	–	○	–	●	●	○	●	2-MIX	–	
MS 251 C-BEQ with Rapid Duro 3 saw chain	1143 200 0463	40	45.6	2.2/3.0	5.2	2.4	103	114	3.9/3.9	.325"		RD3	–	–	–	●	●	●	–	●	●	●	○	●	2-MIX	–	
MS 291 with Rapid Duro 3 saw chain	1141 200 0271	45	55.5	2.8/3.8	5.6	2.0	103	116	4.5/4.5	.325"		RD3	–	–	●	–	–	–	○	–	●	●	○	●	2-MIX	–	
MS 291 C-BE with Rapid Duro 3 saw chain	1141 200 0584	45	55.5	2.8/3.8	6.2	x 2.2 x	103	116	4.5/4.5	.325"		RD3	–	–	–	●	–	●	–	○	●	●	○	●	2-MIX	–	
MS 311 with Rapid Duro 3 saw chain	1140 200 0397	50	59.0	3.1/4.2	6.2	2.0	105	117	4.0/4.0	3/8"		RD3	–	●	●	–	–	–	●	○	–	●	●	○	●	2-MIX	–
MS 391 with Rapid Duro 3 saw chain	1140 200 0398	50	64.1	3.3/4.5	6.2	1.9	105	117	4.0/4.0	3/8"		RD3	–	●	●	–	–	–	●	○	–	●	●	○	●	2-MIX	–
MS 241 C-M with Picco Duro 3 saw chain	1143 200 0470	35	42.6	2.3/3.1	4.5	2.0	103	115	2.9/2.9	3/8" P		PD3	○	●	●	–	–	–	●	●	–	●	●	●	●	2-MIX	●
MS 261 C-M with Rapid Duro 3 saw chain	1141 200 0456	40	50.2	2.9/3.9	5.2	1.8	104	116	3.5/3.5	.325"		RD3	–	●	●	–	–	–	●	●	–	●	●	●	●	2-MIX	●
MS 362 C-M with Rapid Duro 3 saw chain	1140 200 0399	50	59.0	3.5/4.8	5.8	1.7	105	117	3.5/3.5	3/8"		RD3	○	●	●	–	–	–	●	●	–	●	●	●	●	2-MIX	●
MS 381 with Rapid Duro 3 saw chain	1119 200 0238	50	72.2	3.9/5.3	6.6	1.7	87	107	5.2/7.1	3/8"		RD3	○	●	●	–	–	–	●	●	–	●	–	–	●	–	–
MS 440 with Rapid Duro 3 saw chain	1128 200 0691	50	70.7	4.0/5.4	6.3	1.6	101	112	4.2/4.5	3/8"		RD3	○	●	●	–	–	–	●	●	–	●	●	●	●	–	–
MS 461 MAGNUM® with Rapid Duro 3 saw chain	1128 200 0692	50	76.5	4.4/6.0	6.7	1.5	105	117	4.0/3.8	3/8"		RD3	○	●	●	–	–	–	●	●	–	●	–	●	●	2-MIX	–
MS 661 C-M MAGNUM® with Rapid Duro 3 saw chain	1144 200 0137	55	91.1	5.4/7.3	7.4	1.4	105	118	6.9/5.6	3/8"		RD3	○	●	●	–	–	–	●	●	–	●	–	●	●	2-MIX	●
MS 201 TC-M with Picco Duro 3 saw chain	1145 200 0168	35	35.2	1.8/2.4	3.7⑥	2.1	98	112	3.5/3.1	3/8" P		PD3	○	●	●	–	–	–	●	–	●	–	–	●	2-MIX	●	

● Fitted as standard
○ Retrofittable (accessory)

B =Quick Chain Tensioning
E =ErgoStart
M=M-Tronic

Q =QuickStop Super chain brake
T =Top-handle saw

① The actual bar length may be shorter than the length given. More available cutting attachments from page 56 onwards

② Weight excluding fuel, guide bar or saw chain
③ K factor according to Dir. 2006/42/EC = 2.5 dB(A)

④ K factor according to Dir. 2006/42/EC = 2 m/s²
⑤ A detailed explanation of the STIHL saw chain types can be found from page 48 onwards

Part number		Rollomatic E bars (bar length, cm ^①)	Displacement (cm ³)	Power output (kW/hp)	Rated voltage (V)	Power consumption (kW)	Weight (kg)	Power-to-weight ratio (kg/kW)	Sound pressure level ^② (dB(A))	Sound power level ^② (dB(A))	Vibration level left/right ^③ (m/s ²)	Cable length (m)	Saw chain pitch		STIHL Oilomatic saw chain type ^④	Lightweight guide bar	Controlled-delivery oil pump	Side-mounted chain tensioning (B)	QuickStop Chain Tensioning (Q)	Manual fuel pump	Decompression valve	STIHL ElastoStart	STIHL ErgoStart (E)	HD2 filter	Tool-free tank cap	Tool-free oil tank cap	Overload protection	LED overload indicator	Soft grip	STIHL engine (2-MIX/4-MIX ^⑤)	STIHL M-Tronic	
Arborist saws																																
MS 150 TC-E	1146 200 0009 1146 200 0008	30 35	23.6	1.0/1.3	–	–	2.6 ^⑤	2.6	97	110	4.9/4.9	–	1/4" P		PMMC3	–	–	●	–	–	●	–	–	●	–	●	–	–	–	–	2-MIX	–
MS 193 T	1137 200 0224 1137 200 0225	30 35	30.1	1.3/1.8	–	–	3.3 ^⑤	2.5	99	112	2.9/3.1	–	3/8" P		PM3	–	–	●	–	–	●	–	○	–	–	●	–	–	–	–	2-MIX	–
MS 201 TC-M	1145 200 0165 1145 200 0166	30 35	35.2	1.8/2.4	–	–	3.7 ^⑤	2.1	98	112	3.5/3.1	–	3/8" P		PS3	●	●	●	–	–	–	–	●	–	–	●	–	–	–	–	2-MIX	●
MSA 160 T	1252 200 0000	30	–	–	–	–	2.3 ^⑥	–	81	93	2.5/2.5	–	1/4" P		PM3	–	–	●	–	–	–	–	–	–	–	●	–	–	–	–	–	–
Emergency services saws																																
MS 461-R	1128 200 0452	50	76.5	4.4/6.0	–	–	7.2 ^⑤	1.6	105	117	5.8/5.3	–	3/8"		RDR	–	●	●	–	–	–	●	–	–	●	●	–	–	–	–	2-MIX	–
COMPACT Cordless Chainsaws																																
MSA 120 C-BQ NEW	1254 011 5800	30	–	–	36	–	2.5 ^⑥	–	83	94	3.4/3.2	–	1/4" P		PM3	–	–	–	●	●	–	–	–	–	–	–	●	●	–	–	–	–
MSA 140 C-BQ NEW <small>Available Spring 2017!</small>	1254 011 5840	30	–	–	36	–	2.6 ^⑥	–	83	94	4./4.8	–	1/4" P		PM3	–	–	–	●	●	–	–	–	–	–	–	●	●	–	–	–	–
PRO Cordless Chainsaws																																
MSA 200 C-BQ	1251 200 0021	35	–	–	–	–	3.3 ^⑥	–	84	95	4.6/3.9	–	1/4" P		PM3	–	–	–	●	●	–	–	–	–	–	●	●	●	●	–	–	–
MSA 160 T	1252 200 0000	30	–	–	–	–	2,3 ^⑥	–	81	93	2,5/2,5	–	1/4" P		PM3	–	–	●	–	–	–	–	–	–	–	●	–	–	–	–	–	–
Electric Chainsaws																																
MSE 170 C-BQ	1209 200 0055	35	–	–	230	1.7	4.3 ^⑦	–	92	103	2.9/3.4	4.0	3/8" P▲		PM3	○	–	–	●	●	–	–	–	–	–	●	●	–	●	–	–	–

● Fitted as standard
○ Retrofittable (accessory)

3/8" P▲ PMM3: Picco Micro Mini 3 (narrow cutting attachment)

B =Quick Chain Tensioning
E =ErgoStart
M=M-Tronic

Q =QuickStop Super chain brake
R =Emergency services saw
T =Top-handle saw

① The actual bar length may be shorter than the length given. More available cutting attachments from page 56 onwards

② K factor according to Dir. 2006/42/EC = 2.5 dB(A)
③ K factor according to Dir. 2006/42/EC = 2 m/s²
④ A detailed explanation of the STIHL saw chain types can be found from page 51

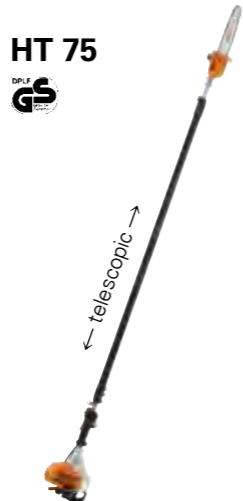
⑤ Weight excluding fuel, guide bar or saw chain
⑥ Weight excluding battery, including guide bar and saw chain
⑦ Weight including battery, excluding charger





Pole Pruners and accessories

- Available in petrol, electric or cordless models
- For thinning out shrubs
- For cutting tall fruit trees
- Range of up to five metres
- Harnesses for less-tiring work



HT 75

25.4 cm³, 0.95 kW/1.3 hp, 7.3 kg^①. Professional Pole Pruner, lightweight and easy to use. STIHL anti-vibration system, great for cutting branches at a height of up to five metres. Telescopic shaft, total length 270 – 390 cm.

Part No. 4138 200 0027

Foot



Foot to protect the battery from contact with the ground. Additional handle for short-term shaft extension, for HTA 65, HTA 85 and HLA 85.

Part No. 4857 007 1001

HTA 65



3.8 kg^②. Exceptionally lightweight and powerful cordless pole pruner for grounds maintenance, orchards and professional tree maintenance. Flexible and easy to manoeuvre, with 1/4" PM3 saw chain for precise biting characteristics and high cutting performance, low in vibration and quiet for use in urban areas. With side-mounted chain tensioning and captive nut on the sprocket cover, total length 240 cm.

HTA 65 with guide bar and saw chain. Battery and charger sold separately

Part No. 4857 200 0018

HTA 85



4.9 kg^②. Cordless Pole Pruner for fruit growers and professional arborists with a telescopic shaft. Lightweight and powerful, with 1/4" PM3 saw chain for smooth cutting performance, low vibration and quiet for use in urban areas. With side-mounted chain tensioning and captive nut on the sprocket cover, total length 270 – 390 cm.

HTA 85 with guide bar, saw chain and shoulder harness. Battery and charger sold separately

Part No. 4857 200 0005

RTS Backpack Harness



Comfortable harness for prolonged use of STIHL Pole Pruners. Adjustable to body size. The harness holds the tool securely, enabling it to be easily carried to the next tree. Suitable for HT 75, HTA 65, HTA 85 and HLA 85.

Part No. 4182 790 4400

Comfort harness for Pole Pruner



Evenly distributes the weight between the user's shoulders, back, hips and upper thighs and also serves as a comfortable transportation aid. With soft padding for increased comfort during prolonged use. Suitable for the HT 75, HTA 85 and HLA 85.

Part No. 4138 710 9001

Angled gearhead

NEW



For HT 75.

Part No. 4138 640 0201

Bracket for telescopic shaft

NEW



For outstandingly ergonomic design in combination with a basic shoulder strap or the RTS harness. The tool is easy to attach and quick to release. Suitable for the HT 75, HTA 65, HTA 85 and HLA 85.

Part No. 0000 790 8600

STIHL professional tip



You can position the HTA 85 Cordless Pole Pruner on the branch while the saw chain is at a standstill, and then cut the branch without lifting the tool. This is possible because of the 1/4" P saw chain and the strong torque from the EC engine. This approach takes less effort and is gentler on the tree. The HTA 85 was the first Cordless Pole Pruner to be awarded the KWF quality mark.

Pole Pruners															
HT 75	4138 200 0027	30	25.4	0.95/1.3	–	–	7.3 ^①	98	107	2.6/6.0	3/8" P	PMMC3	o	270–390	●
HTA 65	<div>NEW Available Spring 2017!</div> 4857 200 0017	30	–	–	36	–	3.8 ^②	76	93	2.5/2.5	1/4" P	PM3	–	240	–
HTA 85	4857 200 0005	30	–	–	36	–	4.9 ^③	76	93	1.0/1.0	1/4" P	PM3	–	270–390	–

● Fitted as standard
3/8" P ▲ PMM3: Picco Micro Mini 3 (narrow cutting attachment)

① The actual bar length may be shorter than the length given. More available cutting attachments from page 56 onwards

⑤ K factor according to Dir. 2006/42/EC = 2.5 dB(A)
⑥ K factor according to Dir. 2006/42/EC = 2 m/s²
⑦ A detailed explanation of the STIHL saw chain types can be found from page 51

① Weight excluding fuel, guide bar or saw chain

② Weight excluding cable
③ Weight excluding battery, including guide bar and saw chain



Picco Super 3 (PS3) saw chain

The world's first ever 3/8" low-profile full chisel tooth chain. Low feed forces make this the ideal saw chain for arborists. Excellent biting characteristics and cutting performance, low kickback, low vibration, very quiet operation and very clean cutting surface.

	1/4" P	1/4"	3/8" P▲	3/8" P	.325"	3/8"	.404"
1.3 mm				3616			



Rapid Micro Special (RMS) carving chain

Ideal for wood carvers and arborists. Low vibration, very good cutting performance, the shortened cutter top plate means it is not necessary to apply pressure when piercing, and the piercing speed is noticeably better when compared to conventional 1/4" saw chains.

	1/4" P	1/4"	3/8" P▲	3/8" P	.325"	3/8"	.404"
1.3 mm		3661					



Rapid Micro (RM) saw chain

Comfort saw chain. Low vibration, smooth cutting, low chatter and improved cutting performance in the .325" pitch.

	1/4" P	1/4"	3/8" P▲	3/8" P	.325"	3/8"	.404"
1.3 mm		3660			3684		
1.5 mm①					3685	3651	
1.6 mm					3686	3652	3668



Rapid Super (RS) saw chain

High performance saw chain for professional applications. Low vibration levels, smooth cutting, low chatter and extremely good cutting and boring performance.

	1/4" P	1/4"	3/8" P▲	3/8" P	.325"	3/8"	.404"
1.5 mm①					3638	3622	
1.6 mm					3639	3621	3946

All STIHL saw chains are characterised by low kickback and chatter, particularly smooth cutting and reduced vibration levels. Particularly low vibration saw chains are indicated by a "C" on the tooth.

Carbide saw chains

Our Duro saw chains have been specially developed for tough jobs. The carbide alloy plating ensures they stay sharp up to ten times longer than conventional saw chains. They are particularly suitable for cutting dirty wood. Chainsaws that are already equipped with Duro saw chains can be found on page 42.



Picco Duro 3 (PD3) saw chain

Carbide-tipped low-profile saw chain. Stays sharp for up to ten times longer than conventional saw chains without resharpener. Extremely robust and durable, low kickback and vibration levels.

	1/4" P	1/4"	3/8" P▲	3/8" P	.325"	3/8"	.404"
1.3 mm				3612			



Rapid Duro 3 (RD3) saw chain

Perfect for gardening and landscaping. Low kickback and vibration levels. Stays sharp up to ten times longer than a standard saw chain without resharpener. Offers excellent cutting performance, even when working under extreme conditions.

	1/4" P	1/4"	3/8" P▲	3/8" P	.325"	3/8"	.404"
1.5 mm①					3666	3682	
1.6 mm					3667	3683	



Rapid Duro R (RDR) saw chain

Special saw chain for the toughest jobs, suitable for use by fire services, emergency services and technical assistance teams (e.g. wood with nails, composite material and bullet-proof glass). Cutting teeth with all-over plating made from impact-resistant carbide plates.

	1/4" P	1/4"	3/8" P▲	3/8" P	.325"	3/8"	.404"
1.6 mm						3944	

	Cutting firewood/ grounds maintenance	Agriculture and horticulture	Forestry	Tree maintenance	Carving	Emergency services	Cordless Chainsaws	Electric Chainsaws	Pole Pruners	Chain pitch (inch)
STIHL Oilomatic saw chains										
Picco Micro Mini 3 (PMM3)	++	-	-	++	○	-	-	++	+	Available in 3/8" P▲
Picco Micro 3 (PM3)	++	-	-	++	○	-	++	++	++	Available in 1/4" P & 3/8" P
Picco Super (PS)	○	○	++	-	-	-	-	-	-	Available in 3/8" P
Picco Super 3 (PS3)	○	○	++	++	-	-	-	○	-	Available in 3/8" P
Rapid Micro Special (RMS)	-	+②	-	+②	++②	-	-	+	-	Available in 1/4"
Rapid Micro (RM)	-	++	++	-	-	-	-	-	-	Available in 1/4", .325", 3/8" & .404"
Rapid Super (RS)	○	+	++	-	-	-	-	-	-	Available in .325", 3/8" & .404"
Picco Duro 3 (PD3)	++	++	○	+	-	-	-	++	-	Available in 3/8" P
Rapid Duro 3 (RD3)	++	++	○	++	-	-	-	++	-	Available in .325" & 3/8"
Rapid Duro R (RDR)	-	-	-	-	-	++	-	-	-	Available in 3/8"

○ Suitable + Recommended ② For the MS 193 T and MS 201 T models, the STIHL 1/4" Rapid Micro Special (RMS) saw chain is only approved for use with the STIHL carving guide bar
- Less suitable ++ Highly recommended



Guide bars

- A Guide Bar for every task: from harvesting wood and carving, through to cutting firewood
- Made from high quality and highly resistant chrome molybdenum steel
- Optimal transfer of engine power to cutting performance
- Rollomatic E guide bars with maintenance-free sprocket nose
- Duromatic E solid bars for demanding tasks involving hard wood

Lightweight guide bars

STIHL consistently focuses on lightweight design, even when it comes to guide bars. You can choose between the E-Light and ES-Light bars. We offer the right solution, for both small saws and for powerful felling saws.

The table on the right shows which guide bar is suitable for each type of use.



STIHL Rollomatic E Mini Light

Lightweight guide bar. Ideal for use with Pole Pruners or when harvesting thin wood. Weight advantage of up to 25% (at a length of 35cm)



STIHL Rollomatic E Light

Made of three steel plates which have been extensively hollowed out and electrically welded together. The hollow areas are filled with glass fibre-reinforced polyamide. The result is a weight reduction of up to 30% (at a length of 40 cm) compared to conventional bars.



STIHL Rollomatic ES Light

Made of special wear-resistant steel. Spaces are cut out and then welded using a special laser process. The result is a stable hollow body with a rigid substructure and outer, 30% lighter than the Rollomatic ES. This bar also has an angled STIHL Ematic oil hole.



STIHL Carving E

Three-part carving bar with solid stellite tip. Designed for wood carvers and arborists cutting wood with a very small radius. Extremely low kickback, light, durable. Marks embossed into the guide bar allow the exact position of the bar nose to be determined while cutting.



STIHL Rollomatic E Mini

Particularly narrow guide bar. For the small-link 3/8" Picco Micro Mini 3 saw chain or the 1/4" Picco Micro 3. Considerable weight savings coupled with excellent cutting performance.



STIHL Rollomatic E

This bar has a body made of three electrically-welded metal plates, the middle plate is extensively hollowed out. Low weight, high stability, available with a small or large bar nose.



STIHL Rollomatic ES

Designed for professional demands on high-performance machines. A solid and rigid bar body, the bar nose is fully replaceable, elliptically shaped, angled oil holes for optimum lubrication.



STIHL Duromatic E

A solid bar for Chainsaws in the middle and high performance categories. Exceptionally hard-wearing, the bar nose is protected by carbide alloy plating.

	Cutting firewood/ grounds mainte- nance	Agriculture and horticulture	Forestry	Tree mainte- nance	Carving	Emergency ser- vices	Cordless Chain- saws	Electric Chain- saws	Pole Pruners
Guide bars									
STIHL Rollomatic E Mini Light	++	+	○	++	○	-	-	++	++
STIHL Rollomatic E Light	++	++	○	++	○	-	-	++	○
STIHL Rollomatic ES Light	○	○	++	+	-	-	-	-	-
STIHL Carving E	-	-	-	++	++	-	+	+	+
STIHL Rollomatic E Mini	++	+	○	++	○	-	++	++	++
STIHL Rollomatic E (up to 10 Z)	++	++	○	+	○	-	-	++	○
STIHL Rollomatic E (11 Z)	+	+	++	-	-	-	-	+	-
STIHL Rollomatic ES	+	+	++	-	-	++	-	-	-
STIHL Duromatic E	○	+	+	-	-	-	-	-	-











Z = Number of teeth in sprocket nose ○ Suitable - Less suitable + Recommended ++ Highly recommended



STIHL professional tip:

The closed bearings in the sprocket nose have lifetime lubrication for longer durability and less maintenance, meaning that re-lubrication is unnecessary. Even better: you save time, the environment and your wallet.

3

				Bar length (cm) 	Chain pitch (inch)	Drive link thickness/groove width (mm)	Picco Micro Mini 3 (PMM3) Part number	Picco Micro 3 (PM3) Part number	Picco Super (PS) Part number	Picco Super 3 (PS3) Part number	Rapid Micro (RM) Part number	Rapid Super (RS) Part number					Picco Duro 3 (PD3) Part number	Rapid Duro 3 (RD3) Part number	Rollomatic E Mini Part number	Rollomatic E Light Part number	Rollomatic E Part number	Rollomatic ES Light Part number	Rollomatic ES Part number	No. of teeth	Duromatic E Part number		
Chainsaws				Saw chains 										Guide bars  													
Cutting attachments for cutting firewood and grounds maintenance 																											
MS 170/171/180 ^② /181	30	³ / ₈ " 	1.1	3610 000 0044	-	-	-	-	-	-	-	-	-	-	-	-	-	-	-	-	-	-	-	7	-		
	35	³ / ₈ " 	1.1	3610 000 0050	-	-	-	-	-	-	-	-	-	-	-	-	-	-	-	-	-	-	-	7	-		
	40	³ / ₈ " 	1.1	3610 000 0055	-	-	-	-	-	-	-	-	-	-	-	-	-	-	-	-	-	-	-	7	-		
MS 180/211	30	³ / ₈ " P	1.3	-	3636 000 0044	3617 000 0044	3616 000 0044	-	-	-	-	-	-	-	-	-	-	-	-	-	-	-	-	9	-		
	35	³ / ₈ " P	1.3	-	3636 000 0050	3617 000 0050	3616 000 0050	-	-	-	-	-	-	3612 000 0050	-	-	-	-	-	-	-	-	-	9	-		
	40	³ / ₈ " P	1.3	-	3636 000 0055	3617 000 0055	3616 000 0055	-	-	-	-	-	-	3612 000 0055	-	-	-	-	-	-	-	-	-	9	-		
MS 231/251 ^③	40	.325	1.6	-	-	-	-	-	3686 000 0062	-	-	-	-	-	3667 000 0062	-	-	-	-	-	-	-	-	11	-		
	45	.325	1.6	-	-	-	-	-	3686 000 0074	-	-	-	-	-	3667 000 0074	-	-	-	-	-	-	-	-	11	-		
Cutting attachments for farm work 																											
MS 271 / 291	40	.325	1.6	-	-	-	-	-	3686 000 0062	-	-	-	-	-	3667 000 0067	-	-	-	-	-	-	-	-	11	3003 000 9213		
	45	.325	1.6	-	-	-	-	-	3686 000 0067	-	-	-	-	-	-	-	-	-	-	-	-	-	-	11	-		
	50	.325	1.6	-	-	-	-	-	3686 000 0081	-	-	-	-	-	3667 000 0062	-	-	-	-	-	-	-	-	11	-		
MS 311/391	40	³ / ₈ "	1.6	-	-	-	-	-	-	-	-	-	-	-	3683 000 0060	-	-	-	-	-	-	-	-	10	3003 000 9213		
	45	³ / ₈ "	1.6	-	-	-	-	-	3652 000 0066	-	-	-	-	-	3683 000 0066	-	-	-	-	-	-	-	-	10	3003 000 9217		
	50	³ / ₈ "	1.6	-	-	-	-	-	3652 000 0072	-	-	-	-	-	-	-	-	-	-	-	-	-	-	10	-		
Cutting attachments for forestry work 																											
MS 241	30	³ / ₈ " P	1.3	-	3636 000 0044	3617 000 0044	3616 000 0044	-	-	-	-	-	-	-	-	-	-	-	-	-	-	-	-	9	-		
	35	³ / ₈ " P	1.3	-	3636 000 0050	3617 000 0050	3616 000 0050	-	-	-	-	-	-	3612 000 0050	-	-	-	-	-	-	-	-	-	9	-		
	40	³ / ₈ " P	1.3	-	3636 000 0055	3617 000 0055	3616 000 0055	-	-	-	-	-	-	3612 000 0055	-	-	-	-	-	-	-	-	-	9	-		
MS 261	40	³ / ₈ " P	1.3	-	-	3617 000 0055 ^④	-	-	-	-	-	-	-	-	-	-	-	-	-	-	-	-	-	9	-		
MS 261	32	.325	1.6	-	-	-	-	-	-	-	-	-	-	-	-	-	-	-	-	-	-	-	-	11	-		
	37	.325	1.6	-	-	-	-	-	3686 000 0062	-	-	-	-	-	3667 000 0062	-	-	-	-	-	-	-	-	11	-		
	40	.325	1.6	-	-	-	-	-	3686 000 0067	-	-	-	-	-	3667 000 0067	-	-	-	-	-	-	-	-	11	3003 000 9213		
MS 362/381/440/441/461/661	45	³ / ₈ "	1.6	-	-	-	-	-	3652 000 0066	3621 000 0066	-	-	-	-	3683 000 0066	-	-	-	-	-	-	-	-	11	3003 000 9217		
	50	³ / ₈ "	1.6	-	-	-	-	-	3652 000 0072	3621 000 0072	-	-	-	-	3683 000 0072	-	-	-	-	-	-	-	-	11	3003 000 9221		
	55	³ / ₈ "	1.6	-	-	-	-	-	3652 000 0076	3621 000 0076	-	-	-	-	3683 000 0076	-	-	-	-	-	-	-	-	-	-		
	63	³ / ₈ "	1.6	-	-	-	-	-	3652 000 0084	3621 000 0084	-	-	-	-	3683 000 0084	-	-	-	-	-	-	-	-	11	3003 001 5631		
	70	³ / ₈ "	1.6	-	-	-	-	-	3652 000 0091	-	-	-	-	-	3683 000 0091	-	-	-	-	-	-	-	-	11	-		
	75	³ / ₈ "	1.6	-	-	-	-	-	3652 000 0098	-	-	-	-	-	-	-	-	-	-	-	-	-	-	-	-		
	80	³ / ₈ "	1.6	-	-	-	-	-	-	-	-	-	-	-	-	-	-	-	-	-	-	-	-	11	-		
	90	³ / ₈ "	1.6	-	-	-	-	-	3652 000 0114	-	-	-	-	-	3683 000 0114	-	-	-	-	-	-	-	-	11	-		
MS 880	75	.404	1.6	-	-	-	-	-	-	3946 000 0092 ^⑤	-	-	-	-	-	-	-	-	-	-	-	-	-	12	3002 000 8041		
	90	.404	1.6	-	-	-	-	-	-	3946 000 0104 ^⑤	-	-	-	-	-	-	-	-	-	-	-	-	-	12	3002 000 8052		
	105	.404	1.6	-	-	-	-	-	-	3946 000 0124 ^⑤	-	-	-	-	-	-	-	-	-	-	-	-	12	3002 000 8058			
	120	.404	1.6	-	-	-	-	-	-	3946 000 0139 ^⑤	-	-	-	-	-	-	-	-	-	-	-	-	-	12	3002 002 8064		
	153	.404	1.6	-	-	-	-	-	-	3946 000 0173 ^⑤	-	-	-	-	-	-	-	-	-	-	-	-	-	12	-		

³/₈" P▲ PMM3: Picco Micro Mini 3 (narrow cutting attachment)









^① The actual bar length is shorter than the stated bar length

^② For models built since 2014

^③ An extra drive link must be used on both the MS 231 and 251 (30, 35 and 40 cm bar length) models with Quick Chain Tensioning and seven-tooth sprocket

^④ Saw chain/guide bar forms part of the MS 261 tuning kit

^⑤ Applies to seven-tooth sprocket; extra drive link for eight-tooth sprockets

				Bar length (cm) ①	Chain pitch (inch)	Drive link thickness/groove width (mm)	Picco Micro Mini 3 (PMM3) Part number	Picco Micro 3 (PM3) Part number	Picco Super (PS) Part number	Picco Super 3 (PS3) Part number	Rapid Micro Special (RMS) Part number	Picco Duro 3 (PD3) Part number		Rapid Duro R (RDR) Part number	Carving E Part number	Rollomatic E Mini Part number	Rollomatic E Light Part number	Rollomatic E Part number	Rollomatic ES Part number	No. of teeth
Chainsaws				Saw chains 										Guide bars 						
Cutting attachments for tree maintenance 																				
MS 150 T, MSA 160 T	25	1/4 P	1.1	–	3670 000 0056	–	–	–	–		–	–	3005 008 3403	–	–	–	8			
	30	1/4 P	1.1	–	3670 000 0064	–	–	–	–		–	–	3005 008 3405	–	–	–	8			
	35	1/4 P	1.1	–	3670 000 0072	–	–	–	–		–	–	3005 008 3409	–	–	–	8			
MS 193 T	30	3/8 P▲	1.1	3610 000 0044	–	–	–	–	–		–	3005 000 3205	3005 000 3905	–	–	–	–			
MS 201 T	30	3/8 P	1.3	–	3636 000 0044	–	3616 000 0044	–	3612 000 0044		–	–	–	3005 000 7405	3005 000 4805	–	9			
	35	3/8 P	1.3	–	3636 000 0050	–	3616 000 0050	–	3612 000 0050		–	–	–	3005 000 7409	3005 000 4809	–	9			
	40	3/8 P	1.3	–	3636 000 0055	–	3616 000 0055	–	3612 000 0055		–	–	–	3005 000 7413	3005 000 4813	–	9			
Cutting attachments for carving 																				
MS 150, MSA 200	30	1/4 P	1.1	–	3670 000 0064	–	–	–	–		–		3005 008 3405	–	–	–	–			
MS 170/171/180/181/ 193/201/211/ 231/241, MSE 170	25	1/4	1.3	–	–	–	–	3661 000 0056	–		–	3005 003 4203	–	–	–	–	–			
	30	1/4	1.3	–	–	–	–	3661 000 0064	–		–	3005 000 3205	–	–	–	–	–			
Cutting attachments for emergency services 																				
MS 461-R	50	3/8	1.6	–	–	–	–	–	–		3944 000 0072	–	–	–	–	3003 002 9421	11			
Cutting attachments for Cordless Chainsaws 																				
MSA 120 /140 /160 /200	25	1/4 P	1.1	–	3670 000 0056	–	–	–	–		–	–	3005 008 3403	–	–	–	8			
	30	1/4 P	1.1	–	3670 000 0064	–	–	–	–		–	–	3005 008 3405	–	–	–	8			
	35	1/4 P	1.1	–	3670 000 0072	–	–	–	–		–	–	3005 008 3409	–	–	–	8			
Cutting attachments for electric Chainsaws 																				
MSE 170 ②	30	3/8 P▲	1.1	3610 000 0044	–	–	–	–	–		–	–	3005 000 3905	–	–	–	7			
	35	3/8 P▲	1.1	3610 000 0050	–	–	–	–	–		–	–	3005 000 3909	–	–	–	7			
	40	3/8 P▲	1.1	3610 000 0055	–	–	–	–	–		–	–	3005 008 3913	–	–	–	7			
MSE 170 ②	30	3/8 P	1.3	–	3636 000 0044	3617 000 0044	3616 000 0044	–	–		–	–	–	3005 000 7405	3005 000 4805	–	9			
	35	3/8 P	1.3	–	3636 000 0050	3617 000 0050	3616 000 0050	–	3612 000 0050		–	–	–	3005 000 7409	3005 000 4809	–	9			
	40	3/8 P	1.3	–	3636 000 0055	3617 000 0055	3616 000 0055	–	3612 000 0055		–	–	–	3005 000 7413	3005 000 4813	–	9			
Cutting attachments for Pole Pruners 																				
HTA 85	25	1/4 P	1.1	–	3670 000 0056	–	–	–	–		–	–	3005 008 3403	–	–	–	8			
HTA 65	30	1/4 P	1.1	–	3670 000 0064	–	–	–	–		–	–	3005 008 3405	–	–	–	8			
HT 75, HTE 60	30	3/8 P▲	1.1	3610 000 0044	–	–	–	–	–		–	–	3005 000 3905	–	–	–	7			

3/8" P▲ PMM3: Picco Micro Mini 3 (narrow cutting attachment)

① The actual bar length is shorter than the stated bar length

② An extra drive link must be used on MSE 170, (35 and 40 cm bar length) models with quick chain tensioning and seven-tooth sprocket



Tools for cutting attachment maintenance

- Special tools for maintenance and servicing
- For professional chain sharpening with precise results
- STIHL wooden file handles are made of certified wood

Filing kits



Includes file holder with round file, flat file and file gauge in a sturdy case.

- 1/4" P
Part No. 5605 007 1000
- 1/4" & 3/8" P
Part No. 5605 007 1027
- .325"
Part No. 5605 007 1028
- 3/8"
Part No. 5605 007 1029
- .404"
Part No. 5605 007 1030

File holder with round file



- 1/4" P Ø 3.2 mm
Part No. 5605 750 4300
- 1/4" & 3/8" P Ø 4.0 mm
Part No. 5605 750 4327
- .325" Ø 4.8 mm
Part No. 5605 750 4328
- 3/8" Ø 5.2 mm
Part No. 5605 750 4329
- .404" Ø 5.5 mm
Part No. 5605 750 4330

Round files for saw chain



To use with STIHL filing kits or file holders (file handle sold separately).

- 1/4" P Ø 3.2 x 150 mm
Part No. 5605 771 3206
- 1/4" & 3/8" P Ø 4.0 x 200 mm
Part No. 5605 773 4003
- .325" Ø 4.8 x 200 mm
Part No. 5605 773 4803
- 3/8" Ø 5.2 x 200 mm
Part No. 5605 773 5203
- .404" Ø 5.5 x 200 mm
Part No. 5605 773 5503

Pack of two



To use with STIHL filing kits or file holders, in a practical double pack. Also suitable for use with the 2-in-1 file holder. (file holder sold separately).

- 1/4" P Ø 3.2 x 200 mm
Part No. 0000 893 6401
- 1/4" & 3/8" P Ø 4.0 x 200 mm
Part No. 5605 772 4002
- .325" Ø 4.8 x 200 mm
Part No. 5605 772 4802
- 3/8" Ø 5.2 x 200 mm
Part No. 5605 772 5202

File gauges



A file gauge is used for checking the side and top plate cutting angle, tooth length and depth gauge setting. You can also use it to clean the groove and oil hole in the guide bar.

- 1/4" P
Part No. 0000 893 4005
- 1/4", 3/8" P, .325" & 3/8"
Part No. 1110 893 4000
- .404"
Part No. 1106 893 4000

FF 1 file holder range



Exclusive STIHL file holder guide. Used for accurate and easy file handling when chain sharpening. Ideal supplement to STIHL filing kits, minimal effort required, user manual on DVD. (file not included).

- 1/4" P Ø 3.2 mm
Part No. 5614 000 7504
- 3/8" P Mini Ø 4.0 mm
Part No. 5614 000 7503
- 1/4" & 3/8" P Ø 4.0 mm
Part No. 5614 000 7502
- .325" Ø 4.8 mm
Part No. 5614 000 7501
- 3/8" Ø 5.2 mm
Part No. 5614 000 7500

FG 4 roller filing tool



Exclusive STIHL roller filing tool. Ideal for weekly precision sharpening. Compact, minimal effort required, with file tip for adjusting the depth gauge setting, user tips on DVD. (file not included).

- 3/8" P Mini Ø 4.0 mm
Part No. 5612 000 7503
- 3/8" P Ø 4.0 mm
Part No. 5612 000 7502
- .325" Ø 4.8 mm
Part No. 5612 000 7501
- 3/8" Ø 5.2 mm
Part No. 5612 000 7500


Flat file



Use for precise reworking of the depth gauge. 150 mm.

Part No. 0814 252 3356

2-in-1 file holder



Practical tool exclusive to STIHL, for quickly sharpening the teeth and depth gauge in a single step. Ideal for occasional users. Integrated file tolerance compensation (only from STIHL).

- 1/4" P Ø 3.2 mm
Part No. 5605 750 4306
- 3/8" P Ø 4.0 mm
Part No. 5605 750 4303
- .325" Ø 4.8 mm
Part No. 5605 750 4304
- 3/8" Ø 5.2 mm
Part No. 5605 750 4305
- .404" Ø 5.5 mm
Part No. 0000 750 4300

Replacement flat file for the depth gauge



Use with the 2-in-1 file holder, for sharpening the depth gauge.

Part No. 0814 252 3001

File handles



NEW Plastic handle. Suitable for round files of 3.2 to 5.5 mm and all flat files.

Part No. 0000 881 4504



Wooden handle for all round, triangular and flat files from 4.0 to 5.5 mm.

Part No. 0811 490 7860



Plastic handle with filing angles. For round files from 3.2 to 5.5 mm.

Part No. 0000 881 4500



FH 3
Soft handle. For flat files up to 150 mm.


Part No. 0000 881 4503



FH 1
Soft handle with filing angles. For round files from 3.2 to 5.5 mm.

Part No. 0000 881 4502

Check gauge



Used for measuring the pitch of the chain and sprocket, as well as the thickness of the drive link and groove width of the guide bar.

Part No. 0000 893 4105



For determining the degree of wear on the chain sprockets.

Part No. 0000 893 4101

Filing tool FG 1 ①②



Hand filing tool mounted on the guide bar for precise file angles (Files and file handle sold separately).

Part No. 5603 012 7510

Filing vices



S 260

Lightweight and easy to use design. Easy to drive into wood and fix the guide bar, includes practical holster.

Part No. 0000 881 0402



L 700

Large, heavy-duty version. Can be easily driven into wood.

Part No. 0000 881 0403

STIHL USG



Universal filing tool for all STIHL saw chains and circular saw blades also suitable for Brushcutter and Hedgetrimmer blades. Complete with swivel support for all STIHL Oilomatic saw chains and two shaped grinding wheels. Also suitable for sharpening STIHL Duro saw chains.

Basic unit

Part No. 5203 200 0008

Hedgetrimmer blade sharpening attachment

Part No. 5203 750 1400

Circular Saw blade sharpening attachment

Part No. 5203 750 2800

Working Lamp

Part No. 5203 750 2700

Foot operated clamping pedal

Part No. 5203 007 1003

Portable chain grinder



Features an adjustable gauge to achieve proper filing angles. Clips to attach to a vehicle battery. 12 volt.

Super Sharp 24,000 rpm
Part No. 7004 871 0340

Replacement stones for portable chain grinders (not pictured)

4.0 mm ³/₈" P saw chain
Part No. 7004 871 0330

4.8 mm .325" saw chain
Part No. 7004 871 0331

5.2 mm ³/₈" saw chain
Part No. 7004 871 0333

5.5 mm .404" saw chain
Part No. 7004 871 0332

6.3mm (for depth gauge)
Part No. 7004 871 0144

Kool Grind Stick
Part No. 7004 871 0334



STIHL professional tip:



STIHL offers the right sharpening tools for all types of Chainsaw users. The 2-in-1 file holder or the FF 1 file holder range with round file are ideal for those who only occasionally use a Chainsaw.

To achieve good results when sharpening, always use the shortest tooth and make sure you get the right angle. After sharpening all the teeth should be the same length, as this is the only way to achieve an exact cut.

NG 4 chain breaker



Tool for breaking saw chains.
Part No. 5805 012 7500

NG 5 rivet spinner



Tool for riveting saw chains.
Part No. 5805 012 7510

Guide bar leveller



Use this tool for removing burrs from the guide bar.
Ergonomically shaped plastic holder with flat file (100 x 22 mm) made of hardened tool steel.

Part No. 5605 773 4400

Accessories: Flat file

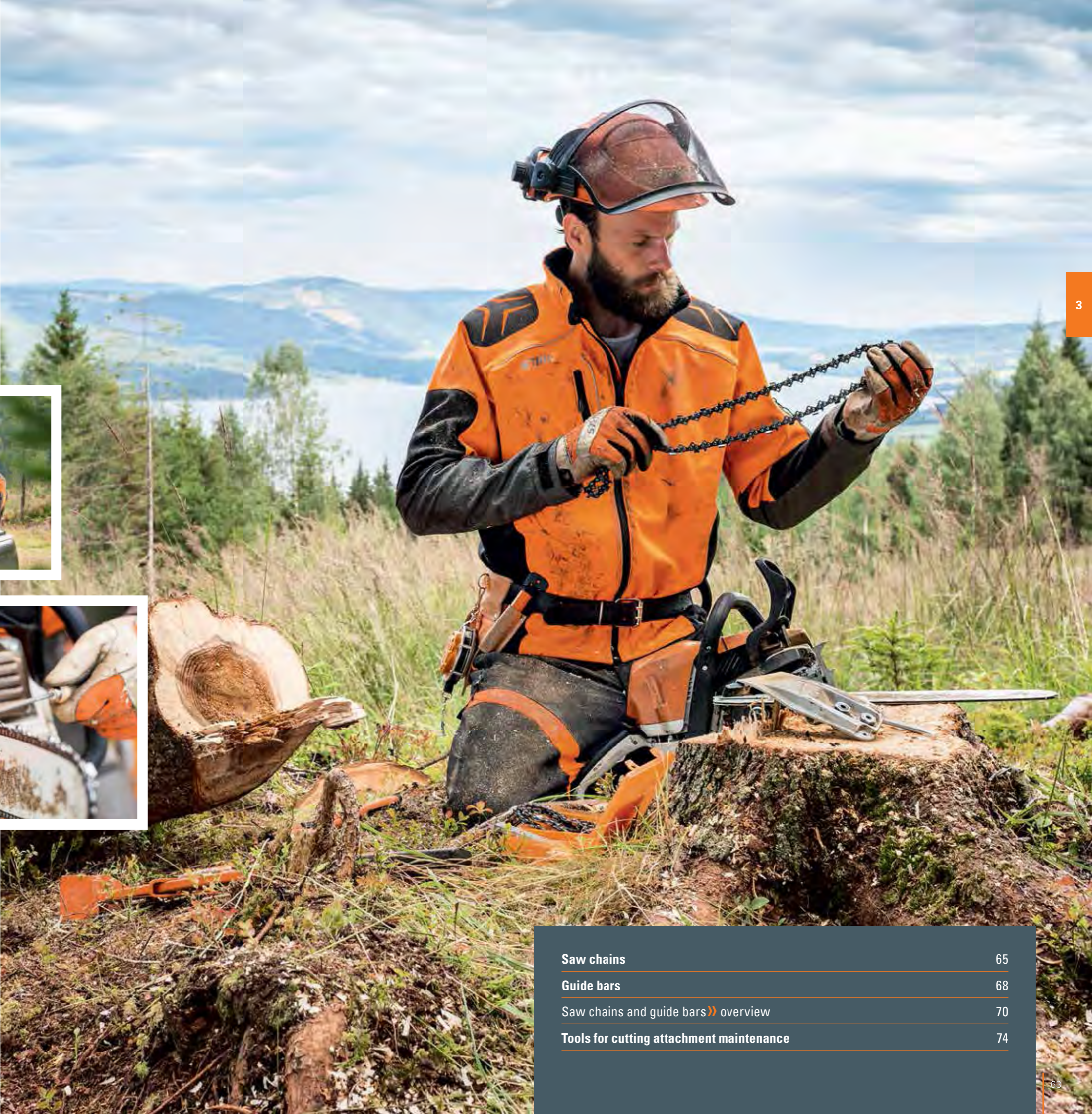


Part No. 5605 773 4200

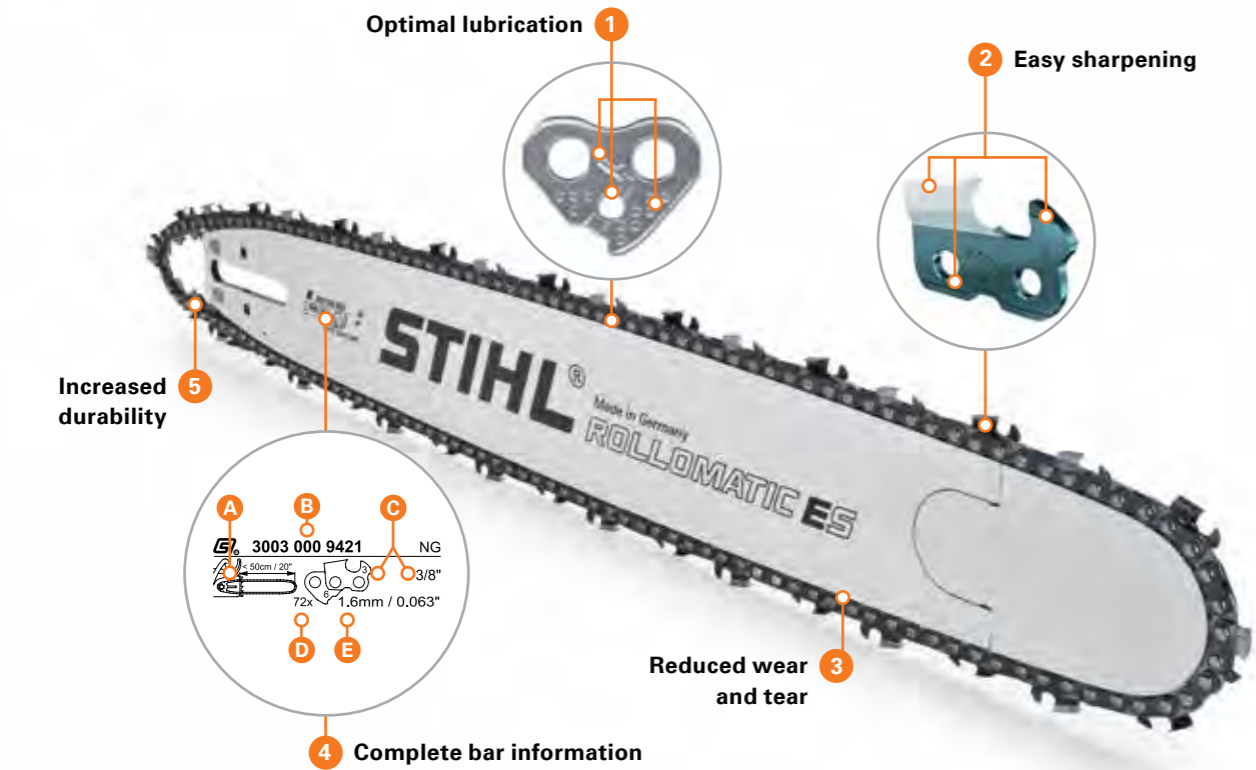


"The chain, the guide bar – everything runs like clockwork."

Darryl is doing well with his forestry work, but at some point the chain will need to be re-sharpened. Darryl already has the correct round file to hand, which precisely fits the pitch of his saw chain. He uses the file angle plate and immediately finds the right angle for re-sharpening. As a professional, he knows that a good saw chain cuts best when it's been carefully re-sharpened.



Saw chains	65
Guide bars	68
Saw chains and guide bars » overview	70
Tools for cutting attachment maintenance	74



Technology

1 STIHL Oilomatic Lubrication System
This system allows better distribution of oil, improving lubrication by 10%. This means less friction, wear and a longer life for the cutting attachment.

Comfort

2 Service and wear marks
Almost all STIHL saw chains have marks embossed into the teeth that allow the level of wear to be easily determined. They are extremely useful when sharpening the chain and make light work of maintaining the cutting angle.

3 Induction-hardened chain track
Induction hardening ensures that the entire chain track has greater resistance to wear and tear.

Safety

4 Service area
Important information about cutting attachments can be found in the service area. This information is burned into the bar with a laser and remains visible even when used in extreme conditions.

5 Stretched saw chain
The final production step for every STIHL saw chain involves exposure to a high and constant tensile load. This "stretching" reduces any subsequent elongation of the chain, increases its durability and minimises wear and tear.

Please note that not all products are equipped with the features listed here. Only the most important features are described on this page. For further explanations and information, see page 232 onwards or online at www.stihl.co.nz.

Original STIHL saw chains: superior quality for peak performance

- Alongside engine units, STIHL develops its own saw chains and guide bars. This means that the three components are guaranteed to complement each other perfectly.
- STIHL production quality: STIHL saw chains are manufactured with Swiss precision in our STIHL factory in Wil, Switzerland. They are made using special machines that have also been developed and manufactured by STIHL.
- Super cutting performance: STIHL saw chains not only deliver an outstanding cutting performance on STIHL Chainsaws, but are also excellent on Chainsaws from other manufacturers.



Saw chains

- Swiss precision from our STIHL factory in Wil, Switzerland
- Outstanding cutting performance and operational reliability
- Galvanised teeth made from special steel and hardened rivets
- Perfectly match the guide bar and Chainsaw



Picco Micro Mini 3 (PMM3) saw chain

Low vibration saw chain. Robust, resilient, low kickback, high cutting performance due to its very narrow kerf.

	1/4" P	1/4"	3/8" P▲	3/8" P	.325"	3/8"	.404"
1.1 mm			3610				



Picco Micro 3 (PM3) saw chain

A STIHL exclusive: 3/8" P Picco Micro 3 (PM3) saw chain, specially designed for light and compact Chainsaws. Low kickback, low vibration, excellent cutting quality, comfortable to use for the operator. The 1/4" P variant has a very flat and narrow design, small chain pitch, ideal for Pole Pruners and saws with low output, drive link thickness 1.1 and 1.3 mm.

	1/4" P	1/4"	3/8" P▲	3/8" P	.325"	3/8"	.404"
1.1 mm	3670						
1.3 mm				3636			



Picco Super (PS) saw chain

Apart from the 3/8" PS3 chain, this is the only Picco full chisel tooth chain on the market. It is ideal for use in professional forestry. Excellent biting characteristics, low vibration, very quiet operation, excellent piercing and cutting performance, very clean cutting surface.

	1/4" P	1/4"	3/8" P▲	3/8" P	.325"	3/8"	.404"
1.3 mm				3617			

How it works: STIHL saw chains are available with different drive link thicknesses and pitches. Use the table to find the correct part number.

	Pitch	Pitch
Drive link thickness	Part Part No.	Part Part No.

3/8" P▲ PMM3: Picco Micro Mini 3 (narrow cutting attachment)



Picco Super 3 (PS3) saw chain

The world's first ever 3/8" low-profile full chisel tooth chain. Low feed forces make this the ideal saw chain for arborists. Excellent biting characteristics and cutting performance, low kickback, low vibration, very quiet operation and very clean cutting surface.

	1/4" P	1/4"	3/8" P▲	3/8" P	.325"	3/8"	.404"
1.3 mm				3616			



Rapid Micro Special (RMS) carving chain

Ideal for wood carvers and arborists. Low vibration, very good cutting performance, the shortened cutter top plate means it is not necessary to apply pressure when piercing, and the piercing speed is noticeably better when compared to conventional 1/4" saw chains.

	1/4" P	1/4"	3/8" P▲	3/8" P	.325"	3/8"	.404"
1.3 mm		3661					



Rapid Micro (RM) saw chain

Comfort saw chain. Low vibration, smooth cutting, low chatter and improved cutting performance in the .325" pitch.

	1/4" P	1/4"	3/8" P▲	3/8" P	.325"	3/8"	.404"
1.3 mm		3660			3684		
1.5 mm①					3685	3651	
1.6 mm					3686	3652	3668



Rapid Super (RS) saw chain

High performance saw chain for professional applications. Low vibration levels, smooth cutting, low chatter and extremely good cutting and boring performance.

	1/4" P	1/4"	3/8" P▲	3/8" P	.325"	3/8"	.404"
1.5 mm①					3638	3622	
1.6 mm					3639	3621	3946

All STIHL saw chains are characterised by low kickback and chatter, particularly smooth cutting and reduced vibration levels. Particularly low vibration saw chains are indicated by a "C" on the tooth.

Carbide saw chains

Our Duro saw chains have been specially developed for tough jobs. The carbide alloy plating ensures they stay sharp up to ten times longer than conventional saw chains. They are particularly suitable for cutting dirty wood. Chainsaws that are already equipped with Duro saw chains can be found on page 42.



Picco Duro 3 (PD3) saw chain

Carbide-tipped low-profile saw chain. Stays sharp for up to ten times longer than conventional saw chains without resharpener. Extremely robust and durable, low kickback and vibration levels.

	1/4" P	1/4"	3/8" P▲	3/8" P	.325"	3/8"	.404"
1.3 mm			3612				



Rapid Duro 3 (RD3) saw chain

Perfect for gardening and landscaping. Low kickback and vibration levels. Stays sharp up to ten times longer than a standard saw chain without resharpener. Offers excellent cutting performance, even when working under extreme conditions.

	1/4" P	1/4"	3/8" P▲	3/8" P	.325"	3/8"	.404"
1.5 mm①					3666	3682	
1.6 mm					3667	3683	



Rapid Duro R (RDR) saw chain

Special saw chain for the toughest jobs, suitable for use by fire services, emergency services and technical assistance teams (e.g. wood with nails, composite material and bullet-proof glass). Cutting teeth with all-over plating made from impact-resistant carbide plates.

	1/4" P	1/4"	3/8" P▲	3/8" P	.325"	3/8"	.404"
1.6 mm					3944		

	Cutting firewood/ grounds maintenance	Agriculture and horticulture	Forestry	Tree maintenance	Carving	Emergency services	Cordless Chainsaws	Electric Chainsaws	Pole Pruners	Chain pitch (inch)
STIHL Oilomatic saw chains										
Picco Micro Mini 3 (PMM3)	++	-	-	++	○	-	-	++	+	Available in 3/8" P▲
Picco Micro 3 (PM3)	++	-	-	++	○	-	++	++	++	Available in 1/4" P & 3/8" P
Picco Super (PS)	○	○	++	-	-	-	-	-	-	Available in 3/8" P
Picco Super 3 (PS3)	○	○	++	++	-	-	-	○	-	Available in 3/8" P
Rapid Micro Special (RMS)	-	+②	-	+②	++②	-	-	+	-	Available in 1/4"
Rapid Micro (RM)	-	++	++	-	-	-	-	-	-	Available in 1/4", .325", 3/8" & .404"
Rapid Super (RS)	○	+	++	-	-	-	-	-	-	Available in .325", 3/8" & .404"
Picco Duro 3 (PD3)	++	++	○	+	-	-	-	++	-	Available in 3/8" P
Rapid Duro 3 (RD3)	++	++	○	++	-	-	-	++	-	Available in .325" & 3/8"
Rapid Duro R (RDR)	-	-	-	-	-	++	-	-	-	Available in 3/8"

○ Suitable + Recommended ② For the MS 193 T and MS 201 T models, the STIHL 1/4" Rapid Micro Special (RMS) saw chain is only approved for use with the STIHL carving guide bar
- Less suitable ++ Highly recommended



Guide bars

- A Guide Bar for every task: from harvesting wood and carving, through to cutting firewood
- Made from high quality and highly resistant chrome molybdenum steel
- Optimal transfer of engine power to cutting performance
- Rollomatic E guide bars with maintenance-free sprocket nose
- Duromatic E solid bars for demanding tasks involving hard wood

Lightweight guide bars

STIHL consistently focuses on lightweight design, even when it comes to guide bars. You can choose between the E-Light and ES-Light bars. We offer the right solution, for both small saws and for powerful felling saws.

The table on the right shows which guide bar is suitable for each type of use.



STIHL Rollomatic E Mini Light

Lightweight guide bar. Ideal for use with Pole Pruners or when harvesting thin wood. Weight advantage of up to 25% (at a length of 35cm)



STIHL Rollomatic E Light

Made of three steel plates which have been extensively hollowed out and electrically welded together. The hollow areas are filled with glass fibre-reinforced polyamide. The result is a weight reduction of up to 30% (at a length of 40 cm) compared to conventional bars.



STIHL Rollomatic ES Light

Made of special wear-resistant steel. Spaces are cut out and then welded using a special laser process. The result is a stable hollow body with a rigid substructure and outer, 30% lighter than the Rollomatic ES. This bar also has an angled STIHL Ematic oil hole.



STIHL Carving E

Three-part carving bar with solid stellite tip. Designed for wood carvers and arborists cutting wood with a very small radius. Extremely low kickback, light, durable. Marks embossed into the guide bar allow the exact position of the bar nose to be determined while cutting.



STIHL Rollomatic E Mini

Particularly narrow guide bar. For the small-link 3/8" Picco Micro Mini 3 saw chain or the 1/4" Picco Micro 3. Considerable weight savings coupled with excellent cutting performance.



STIHL Rollomatic E

This bar has a body made of three electrically-welded metal plates, the middle plate is extensively hollowed out. Low weight, high stability, available with a small or large bar nose.



STIHL Rollomatic ES

Designed for professional demands on high-performance machines. A solid and rigid bar body, the bar nose is fully replaceable, elliptically shaped, angled oil holes for optimum lubrication.



STIHL Duromatic E

A solid bar for Chainsaws in the middle and high performance categories. Exceptionally hard-wearing, the bar nose is protected by carbide alloy plating.

	Cutting firewood/ grounds main- tenance	Agriculture and horticulture	Forestry	Tree main- tenance	Carving	Emergency ser- vices	Cordless Chain- saws	Electric Chain- saws	Pole Pruners
Guide bars									
STIHL Rollomatic E Mini Light	++	+	○	++	○	-	-	++	++
STIHL Rollomatic E Light	++	++	○	++	○	-	-	++	○
STIHL Rollomatic ES Light	○	○	++	+	-	-	-	-	-
STIHL Carving E	-	-	-	++	++	-	+	+	+
STIHL Rollomatic E Mini	++	+	○	++	○	-	++	++	++
STIHL Rollomatic E (up to 10 Z)	++	++	○	+	○	-	-	++	○
STIHL Rollomatic E (11 Z)	+	+	++	-	-	-	-	+	-
STIHL Rollomatic ES	+	+	++	-	-	++	-	-	-
STIHL Duromatic E	○	+	+	-	-	-	-	-	-







Z = Number of teeth in sprocket nose ○ Suitable - Less suitable + Recommended ++ Highly recommended



STIHL professional tip:

The closed bearings in the sprocket nose have lifetime lubrication for longer durability and less maintenance, meaning that re-lubrication is unnecessary. Even better: you save time, the environment and your wallet.

3

				Bar length (cm) 	Chain pitch (inch)	Drive link thickness/groove width (mm)	Picco Micro Mini 3 (PMM3) Part number	Picco Micro 3 (PM3) Part number	Picco Super (PS) Part number	Picco Super 3 (PS3) Part number	Rapid Micro (RM) Part number	Rapid Super (RS) Part number					Picco Duro 3 (PD3) Part number	Rapid Duro 3 (RD3) Part number	Rollomatic E Mini Part number	Rollomatic E Light Part number	Rollomatic E Part number	Rollomatic ES Light Part number	Rollomatic ES Part number	No. of teeth	Duromatic E Part number
Chainsaws				Saw chains 										Guide bars 											
Cutting attachments for cutting firewood and grounds maintenance 																									
MS 170/171/180 ^② /181	30	³ / ₈ " PA	1.1	3610 000 0044	-	-	-	-	-	-	-	-	-	-	-	3005 000 3905	-	-	-	-	-	-	7	-	
	35	³ / ₈ " PA	1.1	3610 000 0050	-	-	-	-	-	-	-	-	-	-	-	3005 000 3909	-	-	-	-	-	-	7	-	
	40	³ / ₈ " PA	1.1	3610 000 0055	-	-	-	-	-	-	-	-	-	-	-	3005 008 3913	-	-	-	-	-	-	7	-	
MS 180/211	30	³ / ₈ " P	1.3	-	3636 000 0044	3617 000 0044	3616 000 0044	-	-	-	-	-	-	-	-	-	3005 000 7405	3005 000 4805	-	-	-	-	9	-	
	35	³ / ₈ " P	1.3	-	3636 000 0050	3617 000 0050	3616 000 0050	-	-	-	-	-	3612 000 0050	-	-	-	3005 000 7409	3005 000 4809	-	-	-	-	9	-	
	40	³ / ₈ " P	1.3	-	3636 000 0055	3617 000 0055	3616 000 0055	-	-	-	-	-	3612 000 0055	-	-	-	3005 000 7413	3005 000 4813	-	-	-	-	9	-	
MS 231/251 ^③	40	.325	1.6	-	-	-	-	3686 000 0062	-	-	-	-	-	3667 000 0062	-	-	-	3005 000 4713	-	-	-	-	11	-	
	45	.325	1.6	-	-	-	-	3686 000 0074	-	-	-	-	-	3667 000 0074	-	-	-	3005 000 4717	-	-	-	-	11	-	
Cutting attachments for farm work 																									
MS 271 / 291	40	.325	1.6	-	-	-	-	3686 000 0062	-	-	-	-	-	3667 000 0067	-	-	-	3003 000 6813	-	-	-	-	11	3003 000 9213	
	45	.325	1.6	-	-	-	-	3686 000 0067	-	-	-	-	-	-	-	-	-	3003 000 5306	-	-	-	-	11	-	
	50	.325	1.6	-	-	-	-	3686 000 0081	-	-	-	-	-	3667 000 0062	-	-	-	3003 000 6811	-	-	-	-	11	-	
MS 311/391	40	³ / ₈ "	1.6	-	-	-	-	-	-	-	-	-	-	3683 000 0060	-	-	-	3003 000 5213	-	-	-	-	10	3003 000 9213	
	45	³ / ₈ "	1.6	-	-	-	-	3652 000 0066	-	-	-	-	-	3683 000 0066	-	-	-	3003 000 5217	-	-	-	-	10	3003 000 9217	
	50	³ / ₈ "	1.6	-	-	-	-	3652 000 0072	-	-	-	-	-	-	-	-	-	3003 000 5221	-	-	-	-	10	-	
Cutting attachments for forestry work 																									
MS 241	30	³ / ₈ " P	1.3	-	3636 000 0044	3617 000 0044	3616 000 0044	-	-	-	-	-	-	-	-	-	3005 000 7405	3005 000 4805	-	-	-	-	9	-	
	35	³ / ₈ " P	1.3	-	3636 000 0050	3617 000 0050	3616 000 0050	-	-	-	-	-	3612 000 0050	-	-	-	3005 000 7409	3005 000 4809	-	-	-	-	9	-	
	40	³ / ₈ " P	1.3	-	3636 000 0055	3617 000 0055	3616 000 0055	-	-	-	-	-	3612 000 0055	-	-	-	3005 000 7413	3005 000 4813	-	-	-	-	9	-	
MS 261	40	³ / ₈ " P	1.3	-	-	3617 000 0055 ^④	-	-	-	-	-	-	-	-	-	-	-	3003 000 6313 ^④	-	-	-	-	9	-	
MS 261	32	.325	1.6	-	-	-	-	-	-	-	-	-	-	-	-	-	-	3003 000 5306	-	-	-	-	11	-	
	37	.325	1.6	-	-	-	-	3686 000 0062	-	-	-	-	-	3667 000 0062	-	-	-	3003 000 6811	-	-	-	-	11	-	
	40	.325	1.6	-	-	-	-	3686 000 0067	-	-	-	-	-	3667 000 0067	-	-	-	3003 000 6813	-	-	-	-	11	3003 000 9213	
MS 362/381/440/441/461/661	45	³ / ₈ "	1.6	-	-	-	-	3652 000 0066	3621 000 0066	-	-	-	-	3683 000 0066	-	-	-	3003 000 5217	-	3003 000 9417	11	3003 000 9217			
	50	³ / ₈ "	1.6	-	-	-	-	3652 000 0072	3621 000 0072	-	-	-	-	3683 000 0072	-	-	-	3003 000 5221	3003 000 2021	3003 000 9421	11	3003 000 9221			
	55	³ / ₈ "	1.6	-	-	-	-	3652 000 0076	3621 000 0076	-	-	-	-	3683 000 0076	-	-	-	-	-	3003 000 9425	-	-			
	63	³ / ₈ "	1.6	-	-	-	-	3652 000 0084	3621 000 0084	-	-	-	-	3683 000 0084	-	-	-	3003 000 5231	3003 000 2031	3003 000 9431	11	3003 001 5631			
	70	³ / ₈ "	1.6	-	-	-	-	3652 000 0091	-	-	-	-	-	3683 000 0091	-	-	-	-	3003 000 2038	-	-	-	11	-	
	75	³ / ₈ "	1.6	-	-	-	-	3652 000 0098	-	-	-	-	-	-	-	-	-	-	-	-	-	-	-	-	
	80	³ / ₈ "	1.6	-	-	-	-	-	-	-	-	-	-	-	-	-	-	-	3003 000 2046	-	-	-	11	-	
	90	³ / ₈ "	1.6	-	-	-	-	3652 000 0114	-	-	-	-	-	3683 000 0114	-	-	-	-	3003 000 2053	-	-	-	11	-	
MS 880	75	.404	1.6	-	-	-	-	-	3946 000 0092 ^⑤	-	-	-	-	-	-	-	-	-	-	3002 000 9741	12	3002 000 8041			
	90	.404	1.6	-	-	-	-	-	3946 000 0104 ^⑤	-	-	-	-	-	-	-	-	-	-	3002 000 9753	12	3002 000 8052			
	105	.404	1.6	-	-	-	-	-	3946 000 0124 ^⑤	-	-	-	-	-	-	-	-	-	-	3002 000 9757	12	3002 000 8058			
	120	.404	1.6	-	-	-	-	-	3946 000 0139 ^⑤	-	-	-	-	-	-	-	-	-	-	-	-	12	3002 002 8064		
	153	.404	1.6	-	-	-	-	-	3946 000 0173 ^⑤	-	-	-	-	-	-	-	-	-	-	-	-	-	12	-	

³/₈" P▲ PMM3: Picco Micro Mini 3 (narrow cutting attachment)









① The actual bar length is shorter than the stated bar length

② For models built since 2014

③ An extra drive link must be used on both the MS 231 and 251 (30, 35 and 40 cm bar length) models with Quick Chain Tensioning and seven-tooth sprocket

④ Saw chain/guide bar forms part of the MS 261 tuning kit

⑤ Applies to seven-tooth sprocket; extra drive link for eight-tooth sprockets

				Bar length (cm) ①	Chain pitch (inch)	Drive link thickness/groove width (mm)	Picco Micro Mini 3 (PMM3) Part number	Picco Micro 3 (PM3) Part number	Picco Super (PS) Part number	Picco Super 3 (PS3) Part number	Rapid Micro Special (RMS) Part number	Picco Duro 3 (PD3) Part number		Rapid Duro R (RDR) Part number	Carving E Part number	Rollomatic E Mini Part number	Rollomatic E Light Part number	Rollomatic E Part number	Rollomatic ES Part number	No. of teeth
Chainsaws				Saw chains 										Guide bars 						
Cutting attachments for tree maintenance 																				
MS 150 T, MSA 160 T	25	1/4 P	1.1	–	3670 000 0056	–	–	–	–		–	–	3005 008 3403	–	–	–	8			
	30	1/4 P	1.1	–	3670 000 0064	–	–	–	–		–	–	3005 008 3405	–	–	–	8			
	35	1/4 P	1.1	–	3670 000 0072	–	–	–	–		–	–	3005 008 3409	–	–	–	8			
MS 193 T	30	3/8 P▲	1.1	3610 000 0044	–	–	–	–	–		–	3005 000 3205	3005 000 3905	–	–	–	–			
MS 201 T	30	3/8 P	1.3	–	3636 000 0044	–	3616 000 0044	–	3612 000 0044		–	–	–	3005 000 7405	3005 000 4805	–	9			
	35	3/8 P	1.3	–	3636 000 0050	–	3616 000 0050	–	3612 000 0050		–	–	–	3005 000 7409	3005 000 4809	–	9			
	40	3/8 P	1.3	–	3636 000 0055	–	3616 000 0055	–	3612 000 0055		–	–	–	3005 000 7413	3005 000 4813	–	9			
Cutting attachments for carving 																				
MS 150, MSA 200	30	1/4 P	1.1	–	3670 000 0064	–	–	–	–		–		3005 008 3405	–	–	–	–			
MS 170/171/180/181/ 193/201/211/ 231/241, MSE 170	25	1/4	1.3	–	–	–	–	3661 000 0056	–		–	3005 003 4203	–	–	–	–	–			
	30	1/4	1.3	–	–	–	–	3661 000 0064	–		–	3005 000 3205	–	–	–	–	–			
Cutting attachments for emergency services 																				
MS 461-R	50	3/8	1.6	–	–	–	–	–	–		3944 000 0072	–	–	–	–	–	3003 002 9421	11		
Cutting attachments for Cordless Chainsaws 																				
MSA 120 /140 /160 /200	25	1/4 P	1.1	–	3670 000 0056	–	–	–	–		–	–	3005 008 3403	–	–	–	8			
	30	1/4 P	1.1	–	3670 000 0064	–	–	–	–		–	–	3005 008 3405	–	–	–	8			
	35	1/4 P	1.1	–	3670 000 0072	–	–	–	–		–	–	3005 008 3409	–	–	–	8			
Cutting attachments for electric Chainsaws 																				
MSE 170 ②	30	3/8 P▲	1.1	3610 000 0044	–	–	–	–	–		–	–	3005 000 3905	–	–	–	7			
	35	3/8 P▲	1.1	3610 000 0050	–	–	–	–	–		–	–	3005 000 3909	–	–	–	7			
	40	3/8 P▲	1.1	3610 000 0055	–	–	–	–	–		–	–	3005 008 3913	–	–	–	7			
MSE 170 ②	30	3/8 P	1.3	–	3636 000 0044	3617 000 0044	3616 000 0044	–	–		–	–	–	3005 000 7405	3005 000 4805	–	9			
	35	3/8 P	1.3	–	3636 000 0050	3617 000 0050	3616 000 0050	–	3612 000 0050		–	–	–	3005 000 7409	3005 000 4809	–	9			
	40	3/8 P	1.3	–	3636 000 0055	3617 000 0055	3616 000 0055	–	3612 000 0055		–	–	–	3005 000 7413	3005 000 4813	–	9			
Cutting attachments for Pole Pruners 																				
HTA 85	25	1/4 P	1.1	–	3670 000 0056	–	–	–	–		–	–	3005 008 3403	–	–	–	8			
HTA 65	30	1/4 P	1.1	–	3670 000 0064	–	–	–	–		–	–	3005 008 3405	–	–	–	8			
HT 75, HTE 60	30	3/8 P▲	1.1	3610 000 0044	–	–	–	–	–		–	–	3005 000 3905	–	–	–	7			

3/8" P▲ PMM3: Picco Micro Mini 3 (narrow cutting attachment)

① The actual bar length is shorter than the stated bar length

② An extra drive link must be used on MSE 170, (35 and 40 cm bar length) models with quick chain tensioning and seven-tooth sprocket



Tools for cutting attachment maintenance

- Special tools for maintenance and servicing
- For professional chain sharpening with precise results
- STIHL wooden file handles are made of certified wood

Filing kits



Includes file holder with round file, flat file and file gauge in a sturdy case.

- 1/4" P
Part No. 5605 007 1000
- 1/4" & 3/8" P
Part No. 5605 007 1027
- .325"
Part No. 5605 007 1028
- 3/8"
Part No. 5605 007 1029
- .404"
Part No. 5605 007 1030

File holder with round file



- 1/4" P Ø 3.2 mm
Part No. 5605 750 4300
- 1/4" & 3/8" P Ø 4.0 mm
Part No. 5605 750 4327
- .325" Ø 4.8 mm
Part No. 5605 750 4328
- 3/8" Ø 5.2 mm
Part No. 5605 750 4329
- .404" Ø 5.5 mm
Part No. 5605 750 4330

Round files for saw chain



To use with STIHL filing kits or file holders (file handle sold separately).

- 1/4" P Ø 3.2 x 150 mm
Part No. 5605 771 3206
- 1/4" & 3/8" P Ø 4.0 x 200 mm
Part No. 5605 773 4003
- .325" Ø 4.8 x 200 mm
Part No. 5605 773 4803
- 3/8" Ø 5.2 x 200 mm
Part No. 5605 773 5203
- .404" Ø 5.5 x 200 mm
Part No. 5605 773 5503

Pack of two



To use with STIHL filing kits or file holders, in a practical double pack. Also suitable for use with the 2-in-1 file holder. (file holder sold separately).

- 1/4" P Ø 3.2 x 200 mm
Part No. 0000 893 6401
- 1/4" & 3/8" P Ø 4.0 x 200 mm
Part No. 5605 772 4002
- .325" Ø 4.8 x 200 mm
Part No. 5605 772 4802
- 3/8" Ø 5.2 x 200 mm
Part No. 5605 772 5202

File gauges



A file gauge is used for checking the side and top plate cutting angle, tooth length and depth gauge setting. You can also use it to clean the groove and oil hole in the guide bar.

- 1/4" P
Part No. 0000 893 4005
- 1/4", 3/8" P, .325" & 3/8"
Part No. 1110 893 4000
- .404"
Part No. 1106 893 4000

FF 1 file holder range



Exclusive STIHL file holder guide. Used for accurate and easy file handling when chain sharpening. Ideal supplement to STIHL filing kits, minimal effort required, user manual on DVD. (file not included).

- 1/4" P Ø 3.2 mm
Part No. 5614 000 7504
- 3/8" P Mini Ø 4.0 mm
Part No. 5614 000 7503
- 1/4" & 3/8" P Ø 4.0 mm
Part No. 5614 000 7502
- .325" Ø 4.8 mm
Part No. 5614 000 7501
- 3/8" Ø 5.2 mm
Part No. 5614 000 7500

FG 4 roller filing tool



Exclusive STIHL roller filing tool. Ideal for weekly precision sharpening. Compact, minimal effort required, with file tip for adjusting the depth gauge setting, user tips on DVD. (file not included).

- 3/8" P Mini Ø 4.0 mm
Part No. 5612 000 7503
- 3/8" P Ø 4.0 mm
Part No. 5612 000 7502
- .325" Ø 4.8 mm
Part No. 5612 000 7501
- 3/8" Ø 5.2 mm
Part No. 5612 000 7500

Flat file



Use for precise reworking of the depth gauge. 150 mm.

Part No. 0814 252 3356

2-in-1 file holder



Practical tool exclusive to STIHL, for quickly sharpening the teeth and depth gauge in a single step. Ideal for occasional users. Integrated file tolerance compensation (only from STIHL).

- 1/4" P Ø 3.2 mm
Part No. 5605 750 4306
- 3/8" P Ø 4.0 mm
Part No. 5605 750 4303
- .325" Ø 4.8 mm
Part No. 5605 750 4304
- 3/8" Ø 5.2 mm
Part No. 5605 750 4305
- .404" Ø 5.5 mm
Part No. 0000 750 4300

Replacement flat file for the depth gauge



Use with the 2-in-1 file holder, for sharpening the depth gauge.

Part No. 0814 252 3001

File handles



NEW Plastic handle. Suitable for round files of 3.2 to 5.5 mm and all flat files.

Part No. 0000 881 4504



Wooden handle for all round, triangular and flat files from 4.0 to 5.5 mm.

Part No. 0811 490 7860



Plastic handle with filing angles. For round files from 3.2 to 5.5 mm.

Part No. 0000 881 4500



FH 3
Soft handle. For flat files up to 150 mm.

Part No. 0000 881 4503



FH 1
Soft handle with filing angles. For round files from 3.2 to 5.5 mm.

Part No. 0000 881 4502

Check gauge



Used for measuring the pitch of the chain and sprocket, as well as the thickness of the drive link and groove width of the guide bar.

Part No. 0000 893 4105



For determining the degree of wear on the chain sprockets.

Part No. 0000 893 4101

Filing tool FG 1 ①②



Hand filing tool mounted on the guide bar for precise file angles (Files and file handle sold separately).

Part No. 5603 012 7510

Filing vices



S 260
Lightweight and easy to use design. Easy to drive into wood and fix the guide bar, includes practical holster.

Part No. 0000 881 0402



L 700
Large, heavy-duty version. Can be easily driven into wood.

Part No. 0000 881 0403

STIHL USG



Universal filing tool for all STIHL saw chains and circular saw blades also suitable for Brushcutter and Hedgetrimmer blades. Complete with swivel support for all STIHL Oilomatic saw chains and two shaped grinding wheels. Also suitable for sharpening STIHL Duro saw chains.

Basic unit
Part No. 5203 200 0008

Hedgetrimmer blade sharpening attachment
Part No. 5203 750 1400

Circular Saw blade sharpening attachment
Part No. 5203 750 2800

Working Lamp
Part No. 5203 750 2700

Foot operated clamping pedal
Part No. 5203 007 1003

Portable chain grinder



Features an adjustable gauge to achieve proper filing angles. Clips to attach to a vehicle battery. 12 volt.

Super Sharp 24,000 rpm
Part No. 7004 871 0340

Replacement stones for portable chain grinders (not pictured)

4.0 mm ³/₈" P saw chain
Part No. 7004 871 0330

4.8 mm .325" saw chain
Part No. 7004 871 0331

5.2 mm ³/₈" saw chain
Part No. 7004 871 0333

5.5 mm .404" saw chain
Part No. 7004 871 0332

6.3mm (for depth gauge)
Part No. 7004 871 0144

Kool Grind Stick
Part No. 7004 871 0334



STIHL professional tip:



STIHL offers the right sharpening tools for all types of Chainsaw users. The 2-in-1 file holder or the FF 1 file holder range with round file are ideal for those who only occasionally use a Chainsaw.

To achieve good results when sharpening, always use the shortest tooth and make sure you get the right angle. After sharpening all the teeth should be the same length, as this is the only way to achieve an exact cut.

NG 4 chain breaker



Tool for breaking saw chains.
Part No. 5805 012 7500

NG 5 rivet spinner



Tool for riveting saw chains.
Part No. 5805 012 7510

Guide bar leveller



Use this tool for removing burrs from the guide bar.
Ergonomically shaped plastic holder with flat file (100 x 22 mm) made of hardened tool steel.

Part No. 5605 773 4400

Accessories: Flat file



Part No. 5605 773 4200



"My approach to maintaining the garden is just to have fun!"

Tom has far too much to do; the lawn needs mowing, especially the edges on the gravel path and the hedge also needs a fresh cut. To tackle these tasks, Tom uses his CombiEngine and a selection of appropriate extension tools. With just a quick hand movement, the Brushcutter becomes a Hedgetrimmer.



CombiEngines	83
CombiTools	84
Accessories for CombiSystem » Overview	86
MM 55 MultiEngine » Overview	89
MultiTools and accessories	90



i Please note that not all products are equipped with the features listed here. Only the most important features are described on this page. For further explanations and information, see page 232 onwards or online at www.stihl.co.nz.



CombiEngines

- Ideal for maintenance around the house and garden also suitable for larger areas
- Four powerful engines with various CombiTools for all the versatility you need
- Modular system for all kinds of jobs

KM 56 RC-E



27.2 cm³, 0.8 kW/1.1 hp, 4.3 kg^⓪. For use in the garden, around the house and in the yard. STIHL ErgoStart, loop handle, 2-MIX engine, shoulder harness.

Part No. 4144 200 0117

KM 111 R



NEW

31.4 cm³, 1.05 kW/1.45 hp, 4.4 kg^⓪. For professional applications. A simplified start-up sequence for convenient starting, stop button, larger fuel tank to increase runtime, paper air filter, loop handle, 4-MIX[®] engine.

Part No. 4180 200 0566

KM 94 RC-E



24.1 cm³, 0.9 kW/1.2 hp, 4.0 kg^⓪. For professional use. STIHL ErgoStart, ECOSPEED partial load function, loop handle, 2-MIX engine, stop button, shoulder harness.

Part No. 4149 200 0037

KM 131 R



NEW

36.3 cm³, 1.4 kW/1.9 hp, 4.4 kg^⓪. For professional applications requiring high performance. A simplified start-up sequence for convenient starting, stop button, larger fuel tank to increase runtime, paper air filter, loop handle, 4-MIX[®] engine.

Part No. 4180 200 0590

E = ErgoStart R = Loop handle

⓪ Weight excluding fuel



CombiTools

- Twelve versatile CombiTools
- Easy to combine
- Easy to exchange tools

FS-KM Linetrimmer^①



1.2 kg^②. Ideal for trimming along walls or fences, under hedges or along paths. AutoCut 25-2 mowing head.
Part No. 4180 200 0474



HT-KM Pole Pruner



1.8 kg. Prune trees while still standing on the ground. 12" bar. See page 86 for suitable shaft extensions.
Part No. 4182 200 0160



FCS-KM Edge Trimmer



2.6 kg. Straight shaft Edge Trimmer for exact lawn edges along paths, driveways or flowerbeds. Adjustable working depth.
Part No. 4180 740 5004



KW-KM Power Sweep



7.4 kg^③. Ideal for sweeping footpaths and roads. Rubber paddles, including guard.
Part No. 4601 740 4904



BF-KM Soil Cultivator^①



4.1 kg. Aerates and cultivates the soil. Working width 22 cm, including guard.
Part No. 4601 740 5000



FH-KM 135° Scrub Cutter



2.4 kg. Allows you to comfortably cut near the ground or mow in narrow spaces, e.g. in car parks or on traffic islands. Variably adjustable by 135°, with space saving carrying position.
Part No. 4230 740 5002




FS-KM Brushcutter^①



1.2 kg^②. Ideal for lawn areas with tough grass. GSB 230-2 grass cutting blade.
Part No. 4180 200 0475



SP-KM Special Harvester



2.0 kg. Harvest nuts, pistachios and olives the easy way. Two separately angled rakes, especially light, low vibration.
Part No. 4249 740 5000



FCB-KM Edge Trimmer



2.2 kg. Bent shaft Edge Trimmer for exact lawn edges along paths, driveways or flowerbeds. Adjustable working depth.
Part No. 4180 740 5002



KB-KM Bristle Brush



6.4 kg^③. Removes dirt from the deepest grooves and furrows. Stiff bristles, backward rotating brush, including guard.
Part No. 4601 740 4905



BG-KM Blower



1.8 kg. Clears areas of leaves and grass cuttings. Strong blowing power.
Part No. 4606 740 5000



HL-KM 145° Long-Reach Hedge Trimmer



2.6 kg. Makes short work of tall hedges, can also be adjusted for cutting near the ground. Variably adjustable by 145°, with space-saving carrying position.
Part No. 4243 740 5003



Accessories:
Edge trimmer blade (replacement blade)
(not pictured)


Length 20 cm (2.4 mm thick)
Part No. 4133 713 4101
Length 20 cm (3.8 mm thick)
Part No. 4133 713 4102

Accessories:
Curved flat nozzle



Part No. 4606 701 8301

^① Suitable for all CombiEngines
^② Weight excluding cutting tool and guard
^③ Weight including guard



Accessories for CombiSystem

- Greater convenience when operating or transporting tools
- Shaft extensions
- Tip protector and carry bag

Shaft extensions



0.6 kg. Made of aluminium. For use with the HT-KM, HL-KM and SP-KM CombiTools. Extends range by 50 cm.

Part No. 0000 710 7100



1.4 kg. Made of steel. For use with the HT-KM CombiTool. Extends range by 1 m.

Part No. 4140 710 7131



0.9 kg. Made of carbon fibre with an aluminum outer. For use with the HT-KM and HL-KM CombiTools. Extra light, extends your range by 1m.

Part No. 4180 710 7105

Carry bag



Ideal for transporting and storing your CombiEngine, along with the FS-KM or HL-KM CombiTools. The carry bag is also suitable for the following STIHL Cordless tools HSA 66, HSA 86, HLA 65, BGA 85 and BGA 100.

Part No. 0000 881 0507

Tip protector for Hedgetrimmer blades



Protects the tips of the cutter from wear while working close to walls or the ground.

Part No. 4230 007 1005

		Part number		Displacement (cm³)		Power output (kW/hp)				Weight (kg)		Sound pressure level ^① (dB(A)) ^②		Sound power level ^① (dB(A)) ^②		Vibration level left/right ^③ (m/s²) ^③		In combination with BG-KM: blowing force (N)		In combination with BG-KM: Air speed (m/s) with round nozzle ^④		In combination with BG-KM: Air throughput (m³/h) with round nozzle ^④		In combination with BG-KM: Max. air speed (m/s)		In combination with BG-KM: Max. air throughput (m³/h) ^⑤		Length to coupling sleeve (cm)		Total length (cm)		Bar length (cm)		Working width (cm)		Automatic decompression		STIHL ErgoStart (E)		Loop handle/bike handle		Harness		STIHL engine	
CombiEngines																																													
KM 56 RC-E	4144 200 0017	27.2	0.8/1.1			4.3 [®]	96	107	8.5/7.7	16	59	845	71	1,140	84	–	–	–	–	●	●/–	●	–	2-MIX																					
KM 94 RC-E	4149 200 0037	24.1	0.9/1.2			4.0 [®]	95	109	7.2/7.2	16	59	845	71	1,140	90	–	–	–	–	●	●/–	●	–	2-MIX																					
KM 111 R NEW	4180 200 0566	31.4	1.05/1.45			4.4 [®]	99	109	5.7/5.0	18	62	885	74	1,190	92	–	–	–	●	–	●/–	●	–	4-MIX [®]																					
KM 131 R NEW	4180 200 0590	36.3	1.4/1.9			4.4 [®]	101	110	6.1/6.5	21	68	965	81	1,300	92	–	–	–	●	–	●/–	●	–	4-MIX [®]																					
CombiTools for CombiEngines																																													
FS-KM AC 25-2	4137 227 0005	–	–			1.2 [®]	–	–	–	–	–	–	–	–	94 [®]	–	–	–	–	●/–	–	–	–																						
FS-KM GSB 230-2	4140 200 0218	–	–			1.2 [®]	–	–	–	–	–	–	–	–	94 [®]	–	–	–	–	●/–	–	–	–																						
FCB-KM	4180 740 5002	–	–			2.2	–	–	–	–	–	–	–	–	92	–	–	–	–	●/–	–	–	–																						
FCS-KM	4180 740 5004	–	–			2.2	–	–	–	–	–	–	–	–	125	–	–	–	–	●/–	–	–	–																						
KW-KM	4601 740 4904	–	–			7.4 [®]	–	–	–	–	–	–	–	–	125	–	60	–	–	●/–	–	–	–																						
KB-KM	4601 740 4905	–	–			6.4 [®]	–	–	–	–	–	–	–	–	125	–	60	–	–	●/–	–	–	–																						
BF-KM	4601 740 5000	–	–			4.1	–	–	–	–	–	–	–	–	100	–	22	–	–	●/–	–	–	–																						
BG-KM	4606 740 5000	–	–			1.8	–	–	–	–	–	–	–	–	89	–	–	–	–	●/–	–	–	–																						
HT-KM	4182 200 0160	–	–			1.8	–	–	–	–	–	–	–	–	126	30	–	–	–	●/–	–	–	–																						
FH-KM 135° ^⑥	4230 740 5002	–	–			2.4	–	–	–	–	–	–	–	–	133	25	–	–	–	●/–	–	–	–																						
HL-KM 145° ^⑥	4230 740 5003	–	–			2.6	–	–	–	–	–	–	–	–	160	50	–	–	–	●/–	–	–	–																						
SP-KM ^⑦	4249 740 5000	–	–			2.0	–	–	–	–	–	–	–	–	145	–	–	–	–	●/–	–	–	–																						

● Fitted as standard E =ErgoStart AC = AutoCut mowing head
R =Loop handle GSB = Grass cutting blade

① K factor according to Dir. 2006/42/EC = 2.5 dB(A)
② Maximum values for CombiTools that can be used
③ K factor according to Dir. 2006/42/EC = 2 m/s²
④ In blower mode

⑤ Without blower attachment/nozzle
⑦ Variably adjustable trimmer angle
⑦ Only approved for KM 56 RC-E, KM 94 RC-E and KM 111 R

⑧ Weight excluding fuel
⑨ Weight excluding cutting tool and guard
⑩ Weight including guard
⑪ Excluding cutting tool and guard



Technology

- 1 Engine technology with paper air filter**
To make the start-up sequence easier, the carburettor is equipped with a manual fuel pump. The accelerator pump ensures dynamic revving. The paper air filter reliably protects the engine from dust and dirt.
- 2 Multi-function handle**
All the engine control functions are at your fingertips. This makes the machine easy to operate.

Comfort

- 3 Transport handle**
The STIHL MultiSystem can be comfortably loaded into and out of cars thanks to the transport handle.
- 4 Folding frame**
The STIHL MultiSystem can be quickly and easily folded away even with a tool attached, allowing it to be conveniently transported and stored.

i Please note that not all products are equipped with the features listed here. Only the most important features are described on this page. For further explanations and information, see page 232 onwards or online at www.stihl.co.nz.



MM 55 MultiEngine

- For a variety of tasks including: lawn care, soil cultivation and surface cleaning
- Powerful MultiEngine
- Can be combined with a variety of MultiTools
- Folding frame for easy transportation

MM 55



27.2 cm³, 0.75 kW/1.0 hp, 7.9 kg^⓪. The powerful MultiEngine can be used for a variety of jobs including, dethatching, cultivating soil and cleaning surfaces. Powerful drive for the STIHL MultiTools. Multi-function control handle, extra transport handle, paper air filter, folding frame.

Part No. 4601 011 3906

Part number		Displacement (cm ³)	Power output (kW/hp)	Weight (kg) ^⓪	Sound pressure level ^⓪ (dB(A))	Sound power level ^⓪ (dB(A))	Vibration level left/right ^⓪ (m/s ²)
MultiEngine							
MM 55	4601 011 3906	27.2	0.75/1.0	7.9	92	102	2.4/3.6

^⓪ K factor according to Dir. 2006/42/EC = 2.5 (dB(A))
^⓪ K factor according to Dir. 2006/42/EC = 2 m/s²

^⓪ Weight excluding fuel and tool



MultiTools and accessories

- Seven practical MultiTools for the most varied jobs
- Swap tools in no time

Pick tine BF-MM



2.0 kg. Breaks up heavy, lumpy soil. Ideal for recultivating and loosening the soil, working width 22 cm.

Part No. 4601 740 4605



Edge trimmer FC-MM^①




0.8 kg. Perfectly cuts edges, deeply penetrating as far as the roots.

Part No. 4601 740 4603



Dethatcher MF-MM^①



8.3 kg. Removes moss and matted growth from your lawn surface, includes guard extension and apron, working width 50 cm.

Part No. 4601 740 4601



Bristle brush KB-MM^②



4.2 kg. Removes dirt from paved areas or uneven stone surfaces, working width 60 cm.

Part No. 4601 740 4602




Cultivator blade



Varies the working depth and speed when cultivating soil by slightly lifting and lowering the tool into and out of the soil.

Part No. 4601 740 4800

Weight kit



An ideal aid when cultivating and crumbling. Increases the pressure on the tool so it is possible to achieve greater depth. Suitable for BF-MM and BK-MM.

Part No. 4601 730 4500

Bolo tine BK-MM



2.0 kg. Ideal for precision work. Spreads fine, sandy soil and crumbles large sods of earth, working width 22 cm.

Part No. 4601 740 4606



Aerator RL-MM^①



2.0 kg. Improves root growth. Perforates the lawn surface to ensure optimal supply of nutrients and ventilation, working width 20 cm.

Part No. 4601 740 4600



Power sweep KW-MM^②



3.7 kg. Ideal for sweeping footpaths and roads. Removes dirt, sand, small stones and leaves, working width 60 cm.

Part No. 4601 740 4604



Wheel kit



Allows the tool to be lifted slightly, thus reducing the resistance due to friction when dethatching, brushing and sweeping, this allows better manoeuvrability. Suitable for MF-MM^①, KW-MM^② and KB-MM^②.

Part No. 4601 007 1008

^① Wheel kit recommended

^② Wheel kit required



"Freshly cut grass is my favourite scent."

Anne loves to give nature free reign in her garden, but if there's a little too much uncontrolled growth she relies on her Brushcutter. She also uses various cutting tools to sort out matted grass and wild scrub. And one great side-effect of this work is that it always produces the scent of freshly cut grass.

Petrol Brushcutters and Clearing Saws	93
Petrol Linetrimmers for trimming grass	95
Petrol Brushcutters for mowing around the home and garden	96
Petrol Brushcutters for long grass and landscape maintenance	97
Clearing Saws	100
Cordless Linetrimmers	101
Electric Linetrimmers	104
Accessories for Brushcutters and Clearing Saws	106
Brushcutters and Clearing Saws » overview	110
Petrol Backpack Brushcutters » overview	109
Cutting tools	112
Accessories for cutting tools	114
Cutting tools » overview	116
» Mowing lines	120



Technology

- 1 STIHL 2-MIX engine**
The STIHL two-stroke engine with 2-MIX technology provides fuel savings of up to 20% and up to 70% lower emissions, compared to STIHL 2-stroke engines of the same performance class without 2-MIX technology.
- 2 STIHL M-Tronic (M)**
The STIHL fully electronic engine management system regulates the ignition timing and fuel metering in all operating conditions. It ensures optimal engine performance, constant maximum speed and very good acceleration performance.



Please note that not all products are equipped with the features listed here. Only the most important features are described on this page. For further explanations and information, see page 232 onwards or online at www.stihl.co.nz.

Comfort

- 3 STIHL ErgoStart (E)**
STIHL Brushcutters fitted with ErgoStart are exceptionally easy to start. A spring between the starter cord reel and crankshaft relieves the strain, meaning that excessive pulling on the cord is no longer needed.
- 4 STIHL anti-vibration system**
Buffer and spring elements reduce the transmission of engine vibrations from the handle of the machine to the operator's arms and hands, making the tool more pleasant to use. The STIHL anti-vibration system is available in a 1-point version or for the STIHL FS 360 Clearing Saw and more powerful models there's a 4-point version.
- 5 Multi-function handle**
All the engine control functions, including the ECOSPEED partially loaded function, can be controlled with just one hand. This makes the machine easy and efficient to use.



Petrol Linetrimmers for trimming grass

- Powerful entry-level tools for occasional users
- For mowing small areas of grass
- For trimming lawn edges
- Easy to start
- Curved or straight shaft versions

FS 38



27.1 cm³, 0.65 kW/0.9 hp, 4.1 kg^⓪. Linetrimmer for trimming grass edges. Multi-function controls with loop handle.
Part No. 4140 011 2378

FS 45



27.2 cm³, 0.75 kW/1.0 hp, 4.1 kg^⓪. Light, high performance Linetrimmer with simplified starting system. Multi-function controls with loop handle.
Part No. 4140 011 2380



FS 45 C-E



27.2 cm³, 0.75 kW/1.0 hp, 4.3 kg^⓪. Light weight Line-trimmer ideal for trimming grass edges. Multi-function loop handle, STIHL ErgoStart for exceptionally easy starting.
Part No. 4140 011 2385



⓪ Weight excluding fuel, cutting tool and guard E = ErgoStart

FS 55 R-CE



27.2 cm³, 0.75 kW/1.0 hp, 5.0 kg[Ⓢ]. Powerful Linetrimmer with comfortable operation, even where space is limited. STIHL ErgoStart, multi-function controls with loop handle, shoulder strap.

Part No. 4140 200 0418

FS 55 C-E



27.2 cm³, 0.75 kW/1.0 hp, 5.2 kg[Ⓢ]. Powerful Linetrimmer with comfortable operation, even where space is limited. STIHL ErgoStart, multifunction controls with bike handle, full harness.

Part No. 4140 200 0470



Petrol Brushcutters for mowing around the home and garden

- For large gardens and properties
- For mowing large areas of grass
- High-performance tools with various cutting heads available

FS 85 R



25.4 cm³, 0.95 kW/1.3 hp, 5.0 kg[Ⓢ]. Powerful Brushcutter for mowing around the home and garden. STIHL 1-point anti-vibration system, STIHL ElastoStart, multi-function controls with loop handle, shoulder strap.

Part No. 4137 200 0268

FS 85



25.4 cm³, 0.95 kW/1.3 hp, 5.3 kg[Ⓢ]. Powerful Brushcutter for mowing around the home and garden. STIHL 1-point anti-vibration system, STIHL ElastoStart, multi-function controls with bike handle, full harness.

Part No. 4137 200 0267



Petrol Brushcutters for long grass and landscape maintenance

- Very robust and powerful
- For mowing large areas of long grass
- For clearing weeds
- For tree cultivation
- For controlling overgrown thickets and bushes

FS 94 RC-E



24.1 cm³, 0.9 kW/1.2 hp, 4.6 kg[Ⓢ]. Lightest Brushcutter in this category. STIHL 1-point anti-vibration system, ErgoStart, loop handle, control handle with ECOSPEED partial load function, 2-MIX engine, straight shaft, shoulder strap.

Part No. 4149 200 0026

FS 94 C-E



24.1 cm³, 0.9 kW/1.2 hp, 4.9 kg[Ⓢ]. Lightest Brushcutter in this category. STIHL 1-point anti-vibration system, STIHL ErgoStart, bike handle, engine controls with ECOSPEED partial load function, 2-MIX engine, straight shaft, full harness.

Part No. 4149 200 0027

FS 131 R



NEW

36.3 cm³, 1.4 kW/1.9 hp, 5.6 kg^⓪. Recommended for working on areas of tough grass. STIHL 1-point anti-vibration system, automatic decompression, multi-function controls, 4-MIX[®] engine, straight solid drive shaft, shoulder strap.

Part No. 4180 200 0582

FS 131



NEW

36.3 cm³, 1.4 kW/1.9 hp, 5.8 kg^⓪. Particularly powerful Brushcutter for working on large areas of tough grass. A simplified start-up sequence for convenient starting, bike handle, control handle with stop button, 4-MIX[®] engine with larger tank for greater run times, rigid drive shaft, double shoulder harness.

Order No. 4180 200 0580

FS 250 R



40.2 cm³, 1.6 kW/2.2 hp, 6.3 kg^⓪. Ideal for tough, large-scale mowing work. STIHL 1-point anti-vibration system, STIHL ElastoStart, multifunction controls with loop handle, shoulder strap.

Part No. 4134 200 0287

FS 250



40.2 cm³, 1.6 kW/2.2 hp, 6.6 kg^⓪. Ideal for tough, large-scale mowing work. STIHL 1-point anti-vibration system, STIHL ElastoStart, multi-function controls, full harness.

Part No. 4134 200 0286

^⓪ Weight excluding fuel, cutting tool and guard





Clearing Saws

- Comfortable, durable and powerful professional tools
- For forestry work, landscaping and road maintenance
- For removing scrub and uncontrolled growth
- For mowing large areas
- For shredding and sawing jobs in the forest

FS 360 C-EM



37.7 cm³, 1.7 kW/2.3 hp, 8.5 kg[Ⓢ]. Strongest STIHL Clearing Saw. STIHL 4-point anti-vibration system, STIHL ErgoStart, multi-function controls with bike handle which is adjustable without tools, 2-MIX engine, STIHL M-Tronic, with ADVANCE forestry universal harness.

Part No. 4147 200 0211

FS 560 C-EM



57.1 cm³, 2.8 kW/3.8 hp, 10.2 kg[Ⓢ]. Strongest STIHL Clearing Saw. STIHL 4-point anti-vibration system, STIHL ErgoStart, multi-function controls with bike handle which is adjustable without tools, 2-MIX engine, STIHL M-Tronic, with ADVANCE forestry universal harness.

Part No. 4148 200 0025

FS 460 C-EM



45.6 cm³, 2.2 kW/3.0 hp, 8.5 kg[Ⓢ]. Working in challenging areas of tough grass is no problem for the FS 460 C-EM. STIHL 4-point anti-vibration system, STIHL ErgoStart, multi-function controls with bike handle which is adjustable without tools, 2-MIX engine, STIHL M-Tronic, with ADVANCE universal harness.

Part No. 4147 200 0060

[Ⓢ] Weight excluding fuel, cutting tool and guard

E = ErgoStart
M=M-Tronic



COMPACT Cordless Linetrimmer

- Lightweight
- Quiet
- Convenient
- For the home owner and gardener

FSA 56

NEW



Lightweight cordless Linetrimmer with high mowing performance. Cutting circle diameter of 280 mm, adjustable shaft length at the press of a button, handle adjustment without any tools required, and soft handle with control lever. The mowing line automatically re-adjusts when the mowing head is tapped on the ground. Weight: 2.5 kg[Ⓢ].

FSA 56 excluding battery and charger

Part No. 4522 011 5700

FSA 56 set with AK 10 and AL 101

Part No. 4522 011 5710



For suitable lithium-ion batteries and other accessories, see page 12 onwards.

[Ⓢ] Weight excluding battery, including cutting tool and guard



PRO Cordless Linetrimmers & Brushcutters

- Lightweight
- Quiet
- Convenient
- Serious gardener
- Challenging applications

FSA 65



2.7 kg[®]. Cordless Linetrimmer for thinning work. Cutting arc diameter 300 mm, rubberised loop handle, the mowing line automatically re-adjusts when the mowing head is tapped on the ground, no ear protection necessary.

Battery and charger sold separately

Part No. 4852 011 5700

FSA 85



2.8 kg[®]. Cordless Linetrimmer for mowing around obstacles, trees and bushes. Cutting arc diameter 350 mm, loop handle with tool-free adjustment, the mowing line automatically re-adjusts when the mowing head is tapped on the ground, no ear protection necessary, variable speed control, spacer bracket.

Battery and charger sold separately

Part No. 4852 011 5701

FSA 90 R



2.8 kg[®]. Cordless Brushcutter for working on large areas of tough grass. Diameter of cutting circle 380 mm with mowing head, loop handle, engine controls with ECOSPEED partial load function, no ear protection required.

FSA 90 R including shoulder strap.

Battery and charger sold separately

Part No. 4863 200 0005

FSA 90



3.2 kg[®]. Cordless Brushcutter for working on large areas of tough grass. Cutting arc diameter 260 mm, bike handle, engine controls with ECOSPEED partial load function, no ear protection required.

FSA 90 including full harness.

Battery and charger sold separately

Part No. 4863 200 0002

FSA 130 R



3.9 kg[®]. Powerful and lightweight cordless brushcutter for working on large areas of tough grass. Adjustable with 3 power settings, bike handle. Suspension device for carrying the tool with a backpack AR battery or AP carrying system (for accessories, see page 26). For more information on the features and technical details, see page 110.

FSA 130 R including shoulder strap.

Battery and charger sold separately.

Part No. 4867 200 0002

FSA 130



4.4 kg[®]. Powerful and lightweight cordless brushcutter for working on large areas of tough grass. Adjustable with 3 power settings, bike handle. Suspension device for carrying the tool with a backpack AR battery or AP carrying system (for accessories, see page 26). For more information on the features and technical details, see page 110.

FSA 130 including full harness.

Battery and charger sold separately.

Part No. 4867 200 0000



For suitable lithium-ion batteries and other accessories, see page 26 onwards.



FSE 52



230 V, 500 W, 2.2 kg[®].
Suitable for trimming and thinning jobs in the garden. Telescopic, loop handle with tool-free adjustment, spacer bracket, pivoting mowing head.

Part No. 4816 011 4102

FSE 71



230 V, 540 W, 4.0 kg[®].
Suitable for trimming, thinning and small mowing jobs. Rubberised loop handle, overload protection, the mowing line automatically re-adjusts when the mowing head is tapped on the ground.

Part No. 4809 011 4107

Electric Linetrimmers

- Light and comfortable handling
- For use around the house and garden
- For use in noise-sensitive residential areas and around hospitals, cemeteries, schools, etc.
- Especially well suited to mowing around stones, plants, flower pots and other objects



5



Accessories for Brushcutters and Clearing Saws

Accessories for greater working comfort and improved protection

Shoulder harness



Increases operator comfort while using the STIHL FSA 65, FSA 85 or FSA 90 R. Includes attachment clip for fixing in place.

Part No. 4119 710 9012

Shoulder strap



Included with most STIHL Brushcutters. For less-tiring and safer work.

Part No. 4130 710 9000

Full harness



With soft padding for improved comfort when working for prolonged periods. For FS 55–FS 560 and FSA 90.

Part No. 4119 710 9001

Bracket



Practical spacer bracket when mowing around trees and other objects.

NEW For FSA 56, FSE 52
Order No. 4816 713 3400

For FSA 65

Order No. 4852 713 3400

For FSA 85

Order No. 4852 713 3401

For FSA 90 R, FSA 90

Order No. 4863 713 3400

Forestry harness

Lightweight design for forest applications, expandable around the tool bag. The freely suspended leg protection allows for greater freedom of movement



ADVANCE forestry harness

One size. Suitable for FS 55–FS 560

Part No. 4147 710 9003

Tool bag



Conveniently transports tools. Contains two sections for when separation is required. Can be easily attached to the universal and forestry harnesses.

Part No. 4147 881 5700

Universal harnesses

For strength-saving mowing and shredding. Light, comfortable design, can be combined with the chest belt and tool bag.



ADVANCE universal harness

One size. Suitable for FS 55–FS 560 and FSA 90

Part No. 4147 710 9002

Hand guard for shredding applications



Practical hand guard. Suitable for FS 360, FS 460 and FS 560.

Part No. 4147 790 9102

Chest belt



Ensures your shoulder straps are securely positioned. Suitable for Advance harnesses

Part No. 0000 790 7700



ADVANCE PLUS universal harness fluorescent orange

High visibility. Perfectly complements protective clothing when mowing in hazardous areas, with a comfort carry ring for quickly attaching a Clearing Saw. Suitable for FS 55 –FS 560 and FSA 90.

Part No. 4147 710 9011



Petrol Backpack Brushcutters

- For efficient and flexible mowing on steep embankments and slopes
- Ideal for vineyards, orchards and mountain meadows
- Comfortable carrying system
- Flexible shaft

FR 131 T



NEW

36.3 cm³, 1.4 kW/1.9 hp, 9.6 kg®. An all-purpose tool for mowing work in areas that are difficult to access. Simplified start-up sequence for effortless starting, split shaft for space-saving transport, multi-function handle, loop handle. 4-MIX® engine with enlarge tank for greater battery life and stop button.

Order No. 4180 200 0598

FR 450



44.3 cm³, 2.1 kW/2.9 hp, 10.8 kg®. Excellent for mowing sloping ground and difficult terrain. STIHL anti-vibration system, STIHL ElastoStart, multi-function handle, loop handle, very high output and low weight.

Order No. 4128 207 0011

HT-KM Pole Pruner®



1.8 kg. Used for pruning while standing on the ground, 12" bar.

Part No. 4182 200 0160



BF-KM Soil Cultivator®



4.1 kg. To aerate and cultivate the soil. Working width 22 cm, including guard.

Part No. 4601 740 5000



BG-KM Blower®



1.8 kg. Clears areas of leaves and grass cuttings. Strong blowing power.

Part No. 4606 740 5000



FH-KM 135° Scrub Cutter®



2.4 kg. Allows you to comfortably cut near the ground or mow in narrow spaces, e.g. in car parks or on traffic islands. Variably adjustable by 135°, with space saving carrying position.

Part No. 4230 740 5002



HL-KM 145° Long-Reach Hedge Trimmer®



2.6 kg. Makes short work of tall hedges, can also be adjusted for cutting near the ground. Variably adjustable by 135°, with space-saving carrying position.

Part No. 4230 740 5003



Part number		Displacement (cm³)	Power output (kW/hp)	Weight (kg) ①	Sound pressure level ② (dB(A))	Sound power level ③ (dB(A))	Vibration level left/right ④ (m/s²)	Total length (cm) ⑤	Standard cutting tool	Tank volume (l)	STIHL anti-vibration system	STIHL ElastoStart	Automatic decompression	Multi-function handle/loop handle	STIHL engine (2-MIX/4-MIX®)
Petrol backpack Brushcutters															
FR 131 T	NEW 4180 200 0598	36.3	1.4/1.9	10.3	94	106	1.5/1.5	280	Grass cutting blade 230-2	0.71	●	—	●	●/●	4-MIX®
FR 450	4128 207 0002	44.3	2.1/2.9	10.8	91	111	1.8/1.6	280	Brush knife 250-3	0.67	●	●	—	●/●	—

● Fitted as standard

T =Split shaft

① Weight excluding fuel, cutting tool and guard

② K factor according to Dir. 2006/42/EC = 2.5 dB(A) with standard tool

③ K factor according to Dir. 2006/42/EC = 2 m/s² with standard tool

④ Excluding cutting tool

⑤ Suitable for the FR 131 T

	Part number	Displacement (cm³)	Power output (kW/hp)	Rated voltage (V)	Power output (W)	Weight (kg)	Sound pressure level ^① (dB(A))	Sound power level ^① (dB(A))	Vibration level left/right ^② (m/s²)	Total length without cutting tool (cm)	Cutting arc diameter (mm)		Standard cutting tool	Tank volume (l)	Drive shaft in shaft	STIHL anti-vibration system	STIHL ElastoStart	Automatic decompression	STIHL ErgoStart (E)	Multi-function handle	Loop handle/bike handle/round handle	Tool-free handle adjustment	Harness/carrying system	STIHL engine (2-MIX/4-MIX®)	STIHL M-Tronic (M)	Mowing/shredding/sawing jobs	
Petrol Linetrimmers for trimming grass																											
FS 38	4140 011 2378	27.2	0.65/0.9	–	–	4.1 ^⑤	94	108	8.0/8.0	147	–		AutoCut mowing head 5-2	0.33	flexible	–	○	–	○	●	●/-/-	–	○	–	–	●/-/-	
FS 45	4140 011 2380	27.2	0.75/1.1	–	–	4.1 ^⑤	94	107	7.5/6.0	147	–		AutoCut mowing head C 5-2	0.33	flexible	–	–	–	○	●	●/-/-	●	○	–	–	●/-/-	
FS 45 C-E	4140 011 2385	27.2	0.75/1.0	–	–	4.3 ^⑤	94	107	7.5/6.0	148	–		AutoCut mowing head C 5-2	0.33	flexible	–	○	–	●	●	●/-/-	●	○	–	–	●/-/-	
FS 55 R-CE	4140 200 0418	27.2	0.75/1.0	–	–	5.0 ^⑤	95	106	7.2/7.7	147	–		SuperCut mowing head 20-2	0.33	flexible	–	○	–	●	●	●/-/-	–	●	–	–	●/-/-	
FS 55 C-E	4140 200 0470	27.2	0.75/1.0	–	–	5.2 ^⑤	95	106	4.0/3.1	170	–		AutoCut mowing head 25-2	0.34	flexible	–	–	–	●	●	-/●/-	–	●	–	–	●/-/-	
Petrol Brushcutters for mowing around the home and garden																											
FS 85 R	4137 200 0268	25.4	0.95/1.3	–	–	5.0 ^⑤	93	105	6.0/5.7	145	–		SuperCut mowing head 20-2	0.34	solid	1-point	●	–	–	●	●/-/-	–	●	–	–	●/-/-	
FS 85	4137 200 0267	25.4	0.95/1.3	–	–	5.3 ^⑤	93	105	3.5/2.5	180	–		AutoCut mowing head 25-2	0.53	solid	1-point	●	–	–	●	-/●/-	●	●	–	–	●/-/-	
Petrol Brushcutters for long grass and landscape maintenance																											
FS 94 RC-E	4149 200 0026	24.1	0.9/1.2	–	–	4.6 ^⑤	93	107	4.5/6.5	178	–		SuperCut mowing head 20-2	0.54	solid	1-point	–	–	●	●	●/-/-	–	●	2-MIX	–	●/-/-	
FS 94 C-E	4149 200 0027	24.1	0.9/1.2	–	–	4.9 ^⑤	93	107	4.3/3.5	178	–		AutoCut mowing head 25-2	0.54	solid	1-point	–	–	●	●	-/●/-	–	●	2-MIX	–	●/-/-	
FS 131 R NEW	4180 200 0582	36.3	1.4/1.9	–	–	5.5 ^⑤	98	109	3.7 /3.4	180	–		AutoCut mowing head 25-2	0.71	solid	1-point	–	●	–	●	●/-/-	●	●	4-MIX®	–	●/-/○	
FS 131 NEW	4180 200 0580	36.3	1.4/1.9	–	–	5.8 ^⑤	98	109	3.7 /3.4	180	–		AutoCut mowing head 25-2	0.71	solid	1-point	–	●	–	●	-/●/-	●	●	4-MIX®	–	●/-/○	
FS 250 R	4134 200 0287	40.2	1.6/2.2	–	–	6.3 ^⑤	98	110	5.9/3.0	177	–		SuperCut mowing head 20-2	0.64	solid	1-point	–	–	–	●	●/-/-	–	●	–	–	●/-/-	
FS 250	4134 200 0286	40.2	1.6/2.2	–	–	6.6 ^⑤	98	110	5.9/3.0	177	–		SuperCut mowing head 20-2	0.64	solid	1-point	–	–	–	●	-/●/-	●	●	–	–	●/-/○	
Clearing Saws																											
FS 360 C-EM	4147 200 0055	37.7	1.7/2.3	–	–	8.5 ^⑤	98	110	2.2/1.8	179	–		Brush knife 300-3	0.75	solid	4-point	–	–	●	●	-/●/-	●	●	2-MIX	●	●/○/○	
FS 460 C-EM	4147 200 0060	45.6	2.2/3.0	–	–	8.6 ^⑤	100	113	1.9/1.6	179	–		Brush knife 300-3	0.75	solid	4-point	–	–	●	●	-/●/-	●	●	2-MIX	●	●/○/○	
FS 560 C-EM Sawing	4148 200 0025	57.1	2.8/3.8	–	–	10.2 ^⑤	104	117	3.3/3.3	176	–		Carbide tooth 225-36	0.99	solid	4-point	–	–	●	●	-/●/-	●	●	2-MIX	●	○/○/●	
Cordless COMPACT Linetrimmers																											
FSA 56 ^③ NEW	4522 011 5700	–	–	36	–	2.5 ^③	72	85	3.5 /3.5	147	–		AutoCut mowing head C 2-2	–	–	–	–	–	–	–/-/●	●	○	–	–	●/-/-		
Cordless PRO Linetrimmers & Brushcutters																											
FSA 65 ^③	4852 011 5700	–	–	–	–	2.7 ^③	75	91	1.3/1.1	153	300		AutoCut mowing head C 4-2	–	–	–	–	–	–	–/-/●	●	○	–	–	●/-/-		
FSA 85 ^④	4852 011 5701	–	–	–	–	2.8 ^③	77	94	1.4/0.8	165	350		AutoCut mowing head C 4-2	–	–	–	–	–	–	–/-/●	●	○	–	–	●/-/-		
FSA 90 R ^④	4863 200 0005	–	–	–	–	2.8 ^②	78	90	7.5/5.0	177	380		AutoCut mowing head 25-2	–	–	–	–	–	–	●/-/-	–	●	–	–	●/-/-		
FSA 90 ^④	4863 200 0002	–	–	–	–	3.2 ^②	73	84	1.0/1.0	177	260		AutoCut mowing head 25-2	–	–	–	–	–	–	-/●/-	●	●	–	–	●/-/-		
FSA 130 R ^③ NEW Available Spring 2017!	4867 200 0002	–	–	–	–	3.7 ^③	80	94	>2.5	175	420		AutoCut mowing head 25-2	–	solid	–	–	–	–	●/-/-	●	●	–	–	●/-/●		
FSA 130 ^④ NEW Available Spring 2017!	4867 200 0001	–	–	–	–	4.4 ^③	73	92	>2.5	175	260		Grass Cutting Blade 230-2	–	solid	–	–	–	–	-/●/-	●	●	–	–	●/-/●		
Electric Linetrimmers																											
FSE 52	4816 011 4102	–	–	230	500	2.2 ^③	83	94	3.0/4.5	131	300		AutoCut mowing head 2-2	–	–	–	–	–	–	●/-/-	●	–	–	–	●/-/-		
FSE 71	4809 011 4107	–	–	230	540	4.0 ^③	82	93	3.3/2.9	153	350		AutoCut mowing head C 5-2	–	flexible	–	–	–	–	●/-/-	–	–	–	–	●/-/-		

● As standard
○ Retrofittable (accessory)
E =ErgoStart
R =Loop handle
① Weight excluding fuel, cutting tool and guard
② K factor according to Dir. 2006/42/EC = 2.5 dB(A) with standard tool
③ K-factor according to Dir. 2006/42/EC = 2 m/s² with standard tool



Cutting tools

- Wide variety of cutting tools for different applications
- For everything from simple mowing jobs, through to heavy duty clearing work
- For all kinds of vegetation

Grass and light vegetation



FixCut mowing head
Two lines, for mowing and thinning work. Individual lines are easy to insert.



TrimCut mowing head
Two lines, for mowing and thinning work. Mowing lines are extended by hand.



AutoCut mowing head
Two or four lines, for mowing and thinning work. Mowing lines are automatically extended by tapping the mowing head on the ground.



SuperCut mowing head
Two lines, for mowing and thinning work. Mowing lines are automatically adjusted for optimal cutting length.



DuroCut mowing head
Two or four lines, for mowing and thinning work, even on tough grass. Up to four lines can be inserted.



PolyCut mowing head
Universal cutting tool for trimming and working on large areas. With three moving plastic blades.



Grass cutting blade
Made of steel. Double and quadruple cutters. For mowing tough, dry grass and reeds.



Brush knife
Three cutters, made of steel, reversible. For thinning and removing tough grass, scrub and thorny hedges.

Heavy vegetation

Reeds and bushes



Shredder blade
Steel double blade for thinning and removing tough scrub and thorny hedges.



Circular saw blade, scratcher-tooth
Special steel tool for mid- and high-performance Brushcutters. For gnarled bushes and thin tree trunks.



Circular saw blade, chisel-tooth
Special steel tool for mid- and high-performance Brushcutters. For gnarled bushes, thin tree trunks, sawing and clearing work.



Circular saw blade, carbide-tipped
Highly robust special tool for use in dry, sandy areas and for cutting near ground level.

Bushes and thin trees



Accessories for cutting tools

- For a variety of applications and jobs
- Guards and files



Guard for mowing heads

Provides protection against flying cuttings but still enables a clear view of the area to be mowed.



Guard for grass cutting blades and brush knives

Provides protection against flying cuttings but still enables a clear view of the area to be mowed.



Shredder blade guard

Provides protection against flying cuttings but still enables a clear view of the area to be shredded.



Universal guard for mowing heads, grass cutting blades and brush knives

Provides protection against flying cuttings and stones. With an apron for mowing heads.



Stop kit and protection for circular saw blades

For accurate cutting with a circular saw blade.



Shredding starter pack for Clearing Saws

Includes shredder blade, shredder guard and fastening components.

Wear and tear protection



For DuroCut 20-2.
Part No. 4005 007 1001

Saw set



For chisel-tooth circular saw blades.
Part No. 4020 893 5000

File holder with round file



For chisel-tooth circular saw blades.
Part No. 5605 750 4343

Flat file



For scratcher-tooth circular saw blades, 150 mm.
Part No. 0814 252 3356

Mill saw file



Flat file for brush knives and scratcher-tooth circular saw blades, 200 mm.
Part No. 0814 212 3310

File handles



Wooden handle for all round, triangular and flat files from 4.0 to 5.5 mm.
Part No. 0811 490 7860

Sharpening templates



For brush knives.
Double-bladed brush knife
Part No. 4020 890 5501
Triple-bladed brush knife
Part No. 4020 890 5500


























































STIHL professional tip:



STIHL offers just the right guard for every cutting tool. Our guards reliably protect the user from objects that get thrown up during cutting, such as grass and small stones. Your Specialist Dealer will gladly advise on the right guard for your application.



Mowing heads^①



Mowing heads ^①		Part number	Mowing line diameter (mm) ②	FS 38/FS 45/ FS 45 C-E	FS 55 RC-E /FS 55 C-E	FS 85 R/FS 85/FS 90 R/FS 90	FS 94 RC-E/FS 94 C-E	FS 131 R/FS 131		FS 250 R/FS 250	FS 360 C-EM	FS 460 C-EM	FS 560 C-EM	FSA 56 /FSE 52	FSE 71	FSA 65/FSA 85	FSA 90 R/FSA 90/ FSA 130 R/FSA 130	FR 131 T	FR 450
FixCut mowing head																			
FixCut 25-2, 2.4 mm    <small>Only while stocks last!</small>		4002 710 2157	2.4	–	●	●	●	●		●	–	–	–	–	–	–	●	●	●
FixCut 30-2, 2.4 mm   		4001 710 2103	2.4	–	●	●	●	●		●	–	–	–	–	–	–	●	–	–
TrimCut mowing head																			
TrimCut 31-2   		4002 710 2156	2.4/2.7/3.0	–	●	●	●	●		●	–	–	–	–	–	–	●	●	●
TrimCut 41-2    		4003 710 2108	2.4/2.7/3.0	–	–	–	–	–		–	●	●	–	–	–	–	–	–	–
TrimCut 51-2    		4005 710 2104	2.4/2.7/3.0/3.3	–	–	–	–	–		–	–	–	●	–	–	–	–	–	–
AutoCut mowing head																			
Line spool 		4008 710 4300	1.6	–	–	–	–	–		–	–	–	–	●	–	–	–	–	–
AutoCut 2-2 		4008 710 2100	1.6	–	–	–	–	–		–	–	–	–	●	–	–	–	–	–
AutoCut C 4-2 		4006 710 2121	2.0	–	–	–	–	–		–	–	–	–	–	–	●	–	–	–
AutoCut C 5-2 		4006 710 2106	2.0	●	–	–	–	–		–	–	–	–	–	●	–	–	–	–
AutoCut C 6-2     <small>NEW Available Spring 2017!</small>		4006 710 2126	2.0/2.4	●	–	–	–	–		–	–	–	–	–	●	–	–	–	–
AutoCut 25-2   		4002 710 2191	2.4/2.7	–	●	●	●	●		●	–	–	–	–	–	–	●	●	●
AutoCut C 25-2   		4002 710 2196	2.4	–	●	●	●	●		●	–	–	–	–	–	–	●	●	●
AutoCut 36-2     <small>NEW Available Autumn 2017!</small>		4002 710 2170	2.7/3.0/3.3	–	–	–	–	●		●	–	–	–	–	–	–	–	–	●
AutoCut 46-2     <small>NEW Available Autumn 2017!</small>		4003 710 2115	2.7/3.0/3.3	–	–	–	–	–		–	●	●	–	–	–	–	–	–	–
AutoCut 56-2     <small>NEW Available Autumn 2017!</small>		4005 710 2107	2.7/3.0/3.3	–	–	–	–	–		–	–	●	●	–	–	–	–	–	–
SuperCut mowing head																			
SuperCut 20-2 		4002 710 2184	2.4	–	●	●	●	●		●	–	–	–	–	–	–	●	●	●
SuperCut 40-2 		4003 710 2142	2.4	–	–	–	–	–		–	●	●	–	–	–	–	–	–	–
PolyCut mowing head																			
PolyCut 6-3		4006 710 2104	–	●	–	–	–	–		–	–	–	–	–	–	–	–	–	–
PolyCut 20-3 ^③		4002 710 2189	–	–	●	●	●	●		●	–	–	–	–	–	–	●	●	●
PolyCut 41-3 ^③		4003 710 2189	–	–	–	–	–	–		–	●	●	●	–	–	–	–	–	–
DuroCut mowing head																			
DuroCut 5-2 ^④    		4006 710 2125	–	●	–	–	–	–		–	–	–	–	–	–	–	–	–	–
DuroCut 20-2 ^⑤    		4002 710 2167	–	–	●	●	●	●		●	–	–	–	–	–	–	●	●	●
DuroCut 40-4 ^⑥    		4005 710 2106	–	–	–	–	–	–		–	●	●	●	–	–	–	–	–	–



● Can be combined
- Not approved

① Only approved with guard
② Numbers in bold type show you the line diameter with which the mowing head is equipped when first supplied

③ Can be equipped with cut-to-length mowing lines as an alternative
④ Including 12 line pieces L

⑤ Including 12 line pieces XL
⑥ Including 12 line pieces XXL

 Round mowing line
 CF3 Pro high-tech cruciform mowing line

 Square mowing line
 Pentagonal mowing line

Metal cutting tools

	Part number	FS 55 RC-E/FS 55 C-E	FS 85 R/FS 85/FS 90 R/FS 90/FS 131 R/FS 131/FS 250 R/FS 250	FS 94 RC-E/FS 94 C-E/FS 4 90 R/FS 4 90	FS 360 C-EM	FS 460 C-EM	FS 560 C-EM		FR 131 T	FR 450
Grass cutting blade ^①										
230 mm (2 F)	4001 713 3805	●	●	●	-	-	-		●	●
260 mm (2 F)	4001 713 3812	-	●	●	-	-	-		●	●
230 mm (4 F)	4001 713 3801	●	●	●	-	-	-		●	●
230 mm (4 F)	4000 713 3801	-	-	-	●	●	-		-	-
230 mm (8 Z)	4001 713 3803	●	●	●	-	-	-		●	●
255 mm (8 Z)	4000 713 3802	-	-	-	●	●	●		-	-
Brush knife ^①										
250 mm (3 F)	4112 713 4100	-	●	-	-	-	-		●	●
300 mm (3 F)	4119 713 4100	-	-	-	●	●	-		-	-
305 mm "Special" (2 F) ^②	4000 713 4103	-	-	-	●	●	●		-	-
350 mm (3 F)	4110 713 4100	-	-	-	-	-	●		-	-
350 mm "Special" (3 F) ^②	4000 713 4100	-	-	-	-	-	●		-	-
Shredder blade ^{③④}										
270 mm (2 F)	4000 713 3903	-	-	-	●	●	-		-	-
320 mm (2 F)	4000 713 3902	-	-	-	-	-	●		-	-
Circular saw blade, scratcher-tooth ^{④⑤}										
200 mm (80 Z)	4112 713 4201	-	●	-	-	-	-		-	-
200 mm (44 Z)	4000 713 4200	-	-	-	●	●	-		-	-
225 mm (48 Z)	4000 713 4205	-	-	-	●	●	●		-	-
Circular saw blade, chisel-tooth ^{⑤⑥}										
200 mm (22 Z)	4112 713 4203	-	●	-	-	-	-		-	-
200 mm (22 Z)	4119 713 4200	-	-	-	●	●	-		-	-
225 mm (24 Z)	4110 713 4204	-	-	-	●	●	●		-	-
Circular saw blade, carbide-tipped ^{④⑥}										
225 mm (36 Z)	4000 713 4211	-	-	-	●	●	●		-	-

● Can be combined
- Not approved

F = Blades
Z = Teeth

① Only approved with guard
② More durable, longer service life

③ Only approved with shredder guard
④ Only approved for FS with bike handle

⑤ Only approved with stop, see page 114



5



Mowing lines

- Comprehensive range of mowing lines for STIHL mowing heads
- Made from wear-resistant and long-lasting flexible material
- With different shapes, cross-sections and diameters
- Colour coded to help you select the right line thickness

Round mowing lines (rolls)

		Part No.
Roll	Ø 1.6 mm x 20 m	0000 930 2334
Roll	Ø 2.0 mm x 15.3 m	0000 930 2335
Roll	Ø 2.0 mm x 62 m	0000 930 2336
Roll	Ø 2.0 mm x 123 m	0000 930 2337
Roll	Ø 2.4 mm x 14.6 m	0000 930 2338
Roll	Ø 2.4 mm x 43 m	0000 930 2339
Roll	Ø 2.4 mm x 86 m	0000 930 2340
Roll	Ø 2.4 mm x 261 m	0000 930 2246
Roll	Ø 2.7 mm x 9.8 m	0000 930 2341
Roll	Ø 2.7 mm x 34 m	0000 930 2342
Roll	Ø 2.7 mm x 68 m	0000 930 2343
Roll	Ø 2.7 mm x 215 m	0000 930 2227
Roll	Ø 3.3 mm x 6.8 m	0000 930 2345
Roll	Ø 3.3 mm x 40 m	0000 930 2347
Roll	Ø 3.3 mm x 142 m	0000 930 2287
Roll	Ø 3.3 mm x 236 m	0000 930 2290
Roll	Ø 3.3 mm x 591 m	0000 930 2569
Roll	Ø 4.0 mm x 90 m	0000 930 3603

Square mowing lines (rolls)


		Part No.
Roll	2.4 mm x 43 m	0000 930 2640
Roll	2.4 mm x 86 m	0000 930 2641
Roll	2.4 mm x 261 m	0000 930 2612
Roll	2.7 mm x 34 m	0000 930 2642
Roll	2.7 mm x 68 m	0000 930 2643
Roll	2.7 mm x 215 m	0000 930 2616
Roll	2.7 mm x 358 m	0000 930 2617
Roll	3.0 mm x 55 m	0000 930 2644
Roll	3.0 mm x 168 m	0000 930 2619
Roll	3.0 mm x 280 m	0000 930 2620

CF3 Pro high-tech mowing line (rolls)

		Part No.
Roll	2.4 mm x 43.0 m	0000 930 4300
Roll	2.4 mm x 86.0 m	0000 930 4303
Roll	2.7 mm x 27.0 m	0000 930 4301
Roll	2.7 mm x 55.0 m	0000 930 4304
Roll	3.0 mm x 22.0 m	0000 930 4302
Roll	3.0 mm x 45.0 m	0000 930 4305
Roll	3.3 mm x 36.0 m	0000 930 4311

CF3 Pro high-tech mowing line

CF3 Pro is a revolution in high-strength mowing lines. The 3-component line is made from high-quality polyamide, increasing the life of the line. Thanks to the twist, the whistling noise generated when mowing is noticeably quieter. The new profile ensures improved mowing performance. This new line is compatible with many STIHL mowing heads.



Line pieces

48 line pieces per packet.



For DuroCut 5-2 and 20-2, size L, 2 mm, serrated
Part No. 0000 930 3503

For DuroCut 20-2 and 40-4, size XL, 3 mm, serrated
Part No. 0000 930 3504

For DuroCut 40-4, size XXL, 4 mm, serrated
Part No. 0000 930 3505

Set of plastic blades sets



Twelve plastic blades for the PolyCut mowing head.

Part No. 4111 007 1001



For PolyCut 2-2, eight plastic blades.

Order No. 4008 007 1000

Mowing lines



	Round mowing lines	CF3 Pro high-tech cruciform mowing line	Square mowing lines
	Ø	Ø	Ø
1.6 mm	●	—	—
2.0 mm	●	—	—
2.4 mm	●	■	■
2.7 mm	●	■	■
3.0 mm	—	■	■
3.3 mm	●	—	—
4.0 mm	●	—	—

Mowing line cutter



Cross-cutting mowing lines. For all mowing lines with a diameter of 2.0 to 4.0 mm.

Order No. 0000 881 8204

Line spool



With quiet line.

1.6 mm x 4.0m. For FSA 56 and FSE 52.

Part No. 4008 710 4300

STIHL professional tip:

You are advised to place your new mowing lines in water for a period of 24 hours before using them. This not only increases the flexibility but also extends the lifespan of the lines.



"That's something I'm happy to get out of bed early for!"

"I love shaping my garden," says Ruby, after planting a few new plants in her flowerbed. "I could do that all day long." Whilst cutting the hedge into shape time and time again, it's important to her that the tool she uses cuts precisely and quickly.



Hedgetrimmers	122
Cordless Shrub Shears and Cordless Hedgetrimmers	125
Petrol Hedgetrimmers	127
Electric Hedgetrimmers	129
Accessories for Hedgetrimmers	130
Hedgetrimmers » Overview	132
Long-reach Hedgetrimmers, accessories » Overview	135



Technology

- 1 STIHL ErgoStart (E)**
A spring between the starter cord reel and crankshaft relieves any strain when starting, excessive pulling on the cord is no longer needed. Hedgetrimmers equipped with STIHL ErgoStart can be started with practically no effort.
- 2 Engine of lightweight construction**
Using high-quality materials, such as magnesium and aluminium for the gear system and engine parts, results in a lightweight construction.

Comfort

- 3 STIHL anti-vibration system**
Buffer and spring elements reduce the transmission of engine vibrations to the operator's arms and hands, making the tool more pleasant to use.
- 4 Sophisticated cutter geometry**
The cutter geometry and gear system are designed especially for trimming and cutting to ensure the best performance.
- 5 Tool-free fuel cap**
Special caps allow you to open and close the tank cap quickly, easily and without tools.

Safety

- 6 Screwed-on cut protection**
Prevents risk of injury to the user. It is easy to replace when worn.
- 7 Screwed-on tip protector**
Protects the tip of the Hedgetrimmer blade from wear and makes it easier to cut close to walls or the ground.

i Please note that not all products are equipped with the features listed here. Only the most important features are described on this page. For further explanations and information, see page 232 onwards or online at www.stihl.co.nz.



COMPACT
Cordless Hedgetrimmers

- Lightweight
- Quiet
- Convenient
- For the home owner and gardener





Lithium-Ion
COMPACT

NEW

HSA 56

2.9 kg^⓪. Lightweight cordless Hedgetrimmer with high cutting performance for trimming bushes and hedges around the home. Single-sided cutting blade with 30 mm tooth spacing, droplet-shaped integrated cut protection, screw-on blade tip protector.

HSA 56 excluding battery and charger	
Bar length	Order No.
45 cm	4521 011 3500

HSA 56 set with AK 10 and AL 101	
Bar length	Order No.
45 cm	4521 011 3514





Lithium-Ion
COMPACT

ALSO AVAILABLE
IN THE STIHL
CORDLESS
RANGE


HSA 25

0.6 kg^⓪. Cordless Shrub Shears with a shrub cutter attachment to trim and maintain small evergreen hedges and ornamental trees (8 mm branch thickness). It comes with a grass trimming attachment, suitable for cutting grass edging around the deck, flower beds or edges of the house. Ergonomic, rubberised handle, double-stroke blade for a powerful cut. Battery not suitable for other STIHL Cordless tools.

Kit includes

- 1 x Lithium-ion battery, 21.6 Wh (10.8 V, 2.0 Ah), battery life up to 110 min
- 1 x Charger, battery charging time 140 min/180 min (80%/100%)
- 1 x Shrub cutter, cutting length 17 cm
- 1 x Grass trimmer, cutting width 11 cm
- 1 x Black/orange carry bag with eyelets for wall mounting

Bar length	Part No.
17 cm	4515 011 3502

 For suitable lithium-ion batteries and other accessories, see page 12 onwards.

^⓪ Weight excluding battery, including cutting tool



PRO Cordless Hedgetrimmers

- Lightweight
- Quiet
- Convenient
- Serious gardener
- Challenging applications

HSA 66



3.1 kg^①. Cordless Hedgetrimmers deliver high cutting performance at a low weight and are able to maintain a constant stroke rate under load, even during the toughest jobs. 30 mm tooth spacing, the droplet-shaped cutters hold twigs more effectively in the blade, double-sided cutting blades, integrated cut protection, screwed-on tip protector.

Battery and charger sold separately

Bar length	Part No.
50 cm	4851 011 3520

HSA 86



3.3 kg^①. This Cordless Hedgetrimmer offers efficiency at a low weight. It ensures a constant stroke rate while pruning thick hedges. 33 mm tooth spacing, double-sided cutting blades, screwed-on cut and tip protector.

Battery and charger sold separately

Bar length	Part No.
62 cm	4851 011 3521

HSA 94 R



NEW

Available from
Spring 2017!



Extremely high-performance and robust professional cordless Hedgetrimmer, with low blade speed for powerful cuts. Constant stroke rate (even under extreme load when performing heavy pruning), rotating multi-function handle with three-setting stroke rate, double-sided cutting blade in the pruning version, and screw-on cut and tip protector. Weight: from 4.1 kg^①. For more information on the features and technical details, see page 132.

HSA 94 R excluding battery and charger

Bar length	Order No.
75 cm	4869 011 3503



For suitable lithium-ion batteries and other accessories, see page 26 onwards.

^① Weight excluding battery, including cutting tool



Petrol Hedgetrimmers

- Powerful tools with low weight and high performance
- For park and landscape maintenance
- Delivers the perfect cut for thick hedges and ornamental trees

HS 45



27.2 cm³, 0.75 kW/1.0 hp, from 4.7 kg^②. Great model for maintaining shrubs and bushes in the garden. STIHL anti-vibration system, STIHL ElastoStart, long-life air filter system, double-sided cutting blades, integrated cut protection.

Bar length	Part No.
45 cm	4228 011 2931
60 cm	4228 011 2932

HS 46 C-E



21.4 cm³, 0.65 kW/0.9 hp, 4.3 kg^②. Lightweight 2-MIX Hedgetrimmer ideal for discerning private users. Features including ErgoStart and the master control lever make the HS 46 C-E easier to start and use, it is also equipped with the STIHL anti-vibration system, and a tool-free fuel cap.

Bar length	Part No.
55 cm	4242 011 2921

HS 56 C-E



21.4 cm³, 0.65 kW/0.9 hp, 4.5 kg^②. Perfect for landscapers and farmers. STIHL anti-vibration system, STIHL ErgoStart, long-life air filter system, 2-MIX engine, tool-free fuel cap, double-sided cutting blades, screwed-on cut and tip protector.

Bar length	Part No.
60 cm	4242 011 2941



Comprehensive information on the topic of "Safe working with Hedgetrimmers" can also be found at

www.stihl.co.nz/safety-brochure

E = ErgoStart

^② Weight excluding fuel, fully assembled

HS 81 R



22.7 cm³, 0.7 kW/1.0 hp, 5.5 kg[Ⓢ]. Professional tool with lower blade speed for more powerful cutting. STIHL anti-vibration system, long-life air filter system, double-sided cutting blades, rotating multi-function handle, screwed on cut and tip protector.

Bar length	Part No.
60 cm	4237 011 2920

HS 82 R



22.7 cm³, 0.7 kW/1.0 hp, 5.7 kg[Ⓢ]. Professional tool with a lower blade speed for more powerful cutting. 2-MIX engine, STIHL anti-vibration system, long-life air filter system, double-sided cutting blades, rotating multi-function handle, screwed-on cut and tip protector, stop button.

Bar length	Part No.
75 cm	4237 011 2946

[Ⓢ] Weight excluding fuel, fully assembled



Electric Hedgetrimmers

- For trimming hedges and bushes around the house
- Easy to handle
- Especially light and quiet

HSE 42



230 V, 420 W, 3.0 kg[Ⓢ]. Ideal for trimming and cutting twigs and thin branches. Integrated cut protection, small hand guard, mechanical blade brake, double-sided cutting blades, cable strain relief with lock.

Bar length	Part No.
45 cm	4818 011 3505

HSE 61



230 V, 500 W, 3.9 kg[Ⓢ]. Compact and light Hedgetrimmer for trimming and shaping. 5-position rotary handle for flexible, easy cutting. Integrated cut protection, screwed-on tip protector, double-sided cutting blades, low vibration, electrical cable strain relief.

Bar length	Part No.
50 cm	4812 011 3504

HSE 71



230 V, 600 W, 4.2 kg[Ⓢ]. Suitable for tough branches. Integrated cut protection, screwed-on tip protector, double-sided cutting blades, 5-position rotary handle, low vibration, cable strain relief.

Bar length	Part No.
70 cm	4812 011 3505

[Ⓢ] Weight excluding cable



Tip protectors



Prevents the end of the cutter bar from getting damaged while working close to walls or the ground.

Suitable for HS 56 C-E,
Part No. 4237 792 9000

Suitable for HS 81 R, HS 82 R
Part No. 4237 790 9802

Catcher plates for cutting blades



For catching and removing cuttings. Can be mounted either side of the blade without the use of tools.

Suitable for bar length of 50 cm.
Part No. 4859 740 3300

Accessories for Hedgetrimmers

- Handy helpers to lighten your workload
- Tip protectors and catcher plates



	Part number	Bar length (cm)	Displacement (cm³)	Power output (kW/hp)		Rated voltage (V)	Power consumption (W)	Weight (kg)	Sound pressure level ^① (dB(A))	Sound power level ^② (dB(A))	Vibration level left/right ^③ (m/s²)	Total length (cm)	STIHL anti-vibration system	Rotary handle	STIHL ElastoStart	STIHL ErgoStart (E)	Long-life air filter system	Stroke rate (rpm)	Tooth spacing (mm)	STIHL engine (2-MIX/4-MIX [®])
Petrol Hedgetrimmers																				
HS 45	4228 011 2931	45	27.2	0.75/1.0		–	–	4.7 ^④	97	107	10.0/9.0	95	●	–	●	–	●	3,800	30	–
HS 45	4228 011 2932	60	27.2	0.75/1.0		–	–	5.0 ^④	97	107	10.0/9.0	110	●	–	●	–	●	3,800	30	–
HS 46 C-E	4242 011 2921	55	21.4	0.65/0.9		–	–	4.3 ^④	95	107	4.5/4.9	100	●	–	–	●	●	3,640	30	2-MIX
HS 56 C-E	4242 011 2941	60	21.4	0.65/0.9		–	–	4.5 ^④	95	107	4.7/5.5	104	●	–	–	●	●	3,640	34	2-MIX
HS 81 R	4237 011 2920	60	22.7	0.7/1.0		–	–	5.5 ^④	93	105	1.7/2.5	120	●	●	–	–	●	3,100	38	–
HS 82 R	4237 011 2946	75	22.7	0.7/1.0		–	–	5.7 ^④	94	106	2.7/3.0	135	●	●	–	–	●	3,200	38	2-MIX
Cordless Shrub Shears and COMPACT Cordless Hedgetrimmers																				
HSA 25	4515 011 3502	17	–	–		10.8	–	0.6 ^④	70	80	1.2/1.4 ^⑤	50	–	–	–	–	–	2,000	19	–
HSA 56 NEW	4521 011 3500	45	–	–		36	–	2.9 ^④	80	91	2.7/1.2	94	–	–	–	–	–	2,800	30	–
Cordless PRO Hedgetrimmers																				
HSA 66	4851 011 3520	50	–	–		36	–	3.1 ^④	83	94	3.7/2.3	103	–	–	–	–	–	3,000	30	–
HSA 86	4851 011 3521	62	–	–		36	–	3.3 ^④	83	94	3.7/2.3	115	–	–	–	–	–	3,000	33	–
HSA 94 R NEW	4869 011 3503	75	–	–		36	–	4.4 ^④	86	97	3.1/3.2	130						2,800/ 3,000/ 3,200	38	–
Electric Hedgetrimmers																				
HSE 42	4818 011 3505	45	–	–		230	420	3.0 ^⑥	84	95	3.1/1.5	92	–	–	–	–	–	3,400	21	–
HSE 61	4812 011 3504	50	–	–		230	500	3.9 ^⑥	83	94	3.6/3.2	113	–	●	–	–	–	3,200	29	–
HSE 71	4812 011 3505	70	–	–		230	600	4.2 ^⑥	85	96	3.2/2.0	133	–	●	–	–	–	2,800	36	–

● Fitted as standard

E =ErgoStart
R =Pruning

① K factor according to Dir. 2006/42/EC = 2.5 dB(A)

② K factor according to Dir. 2006/42/EC = 2 m/s²

③ Weight excluding fuel, fully assembled

④ Weight excluding battery, including cutting tool

⑤ Weight excluding battery

⑥ Weight including battery, excluding charger

⑦ Weight excluding battery and charger

⑧ Weight excluding cable

⑨ With shrub cutter/with grass trimmer

⑩ Level 1/level 2/level 3



Technology

- 1 Blade system**
Double-sided cutting blades ensure a powerful and precise cut even through thicker branches.

Comfort

- 2 Multi-function handle**
The multi-function controls on the handle of the STIHL Long-reach Hedgetrimmers enables all the engine functions to be easily operated.
- 3 Lightweight gear system**
The magnesium housing is especially light.
- 4 Loop handle**
The loop handle gives you maximum flexibility and easy operation even in confined working spaces.

Safety

- 5 Quick-release adjustment system**
The cutter bar can be adjusted in increments up to 135° in two directions.
- 6 Carrying position**
To save space, the cutter bar can be folded and locked parallel to the shaft for transport.

i Please note that not all products are equipped with the features listed here. Only the most important features are described on this page. For further explanations and information, see page 232 onwards or online at www.stihl.co.nz.



Long-reach Hedgetrimmers and Accessories

- For professional landscape gardeners as well as discerning occasional users
- Available in short or long shaft versions
- Ideal for particularly wide, high or long hedges.
- Handy helpers to lighten your workload

HLA 65



3.5 kg[Ⓢ]. Versatile Cordless Long-reach Hedgetrimmer for tall and wide hedges. Constant blade stroke regardless of the load, can be folded together during transportation, the double sided cutter bar is adjustable by 115° to allow you to reach all areas, carrying length 125 cm, total length 205 cm.

HLA 65 including shoulder harness. Battery and charger sold separately
Part No. 4859 011 2900

HLA 85



4.4 kg[Ⓢ]. Cordless Hedge-trimmer with telescopic shaft. Variable speed control, the double sided cutter bar is adjustable by 115° to allow you to reach all areas, tool-free adjustment of the shaft length via the quick-tensioning lever, carrying length 180 cm, total length 260 to 330 cm.

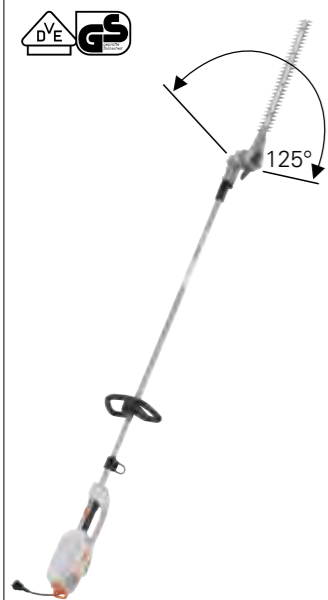
HLA 85 including shoulder harness. Battery and charger sold separately
Part No. 4859 011 2920



For suitable lithium-ion batteries and other accessories, see page 26 onwards.

[Ⓢ] Weight excluding battery

HLE 71



230 V, 600 W, 5.9 kg^①.
Perfect for trimming tall and wide hedges in noise-sensitive areas. The double sided cutter bar is adjustable by 125°, rubberised handle, carrying position, overload protection, cable strain relief, total length 254 cm.

Part No. 4813 011 2900

Catcher plate



For catching and removing cuttings. Can be mounted on either side of the bar. Suitable for bar length 50cm.

Part No. 4859 740 3300

Tip protector



Prevents the end of the cutter bar from getting damaged while working close to walls or the ground (not suitable for HLA).

Part No. 4230 007 1005

Carry bag



Perfect for neatly transporting and storing the HLA 65, including battery and charger. Also suitable for the HSA 66, HSA 86, BGA 85, BGA 100 and all CombiEngines.

Part No. 0000 881 0507

Bracket for telescopic shaft




NEW

Convenient bracket to attach RTS Harness. The tool is easy to attach, release or adjust. Suitable for use on HT 75, HTA 85 and HLA 85.

Part No. 0000 790 8600

RTS Backpack Harness



Comfortable harness for prolonged use of STIHL Pole Pruners. Adjustable to body size. The harness holds the tool securely, enabling it to be easily carried to the next tree. Suitable for HT 75, HTA 65, HTA 85 and HLA 85.

Part No. 4182 790 4400

		Part number	Displacement (cm ³)	Power output (kW/hp)	Rated voltage (V)	Power consumption (W)	Weight (kg)	Sound pressure level ^③ (dB(A))	Sound power level ^③ (dB(A))	Vibration level left/right ^④ (m/s ²)	Stroke rate (rpm)	Bar length (cm)	Total length (cm) ^⑤	Tooth spacing (mm)
Cordless long-reach Hedgetrimmers														
HLA 65	(115°)	4859 011 2900	–	–	–	–	3.5 ^①	85	94	3.5/3.5	3,000	50	205	33
HLA 85	(115°)	4859 011 2920	–	–	–	–	4.4 ^①	75	94	2.0/2.0	3,000	50	260–330	33
Electric long-reach Hedgetrimmer														
HLE 71	(125°)	4813 011 2900	–	–	230	600	5.9 ^②	84	95	7.6/3.6	4,000	50	254	35

● Fitted as standard ③ K factor according to Dir. 2006/42/EC = 2.5 dB(A) ⑤ With cutting attachment ⑦ Weight including battery, excluding charger
④ K factor according to Dir. 2006/42/EC = 2 m/s² ⑥ Weight excluding fuel, fully assembled

① Weight excluding cable






"A good harvest makes me very proud."

It's harvest time in the olive groves on the farm. For Edward, this is always a really special moment in the year, even if his days in the grove are always long and involve a lot of hard work. He's a long way off feeling too old for the job. "Why would I feel too old? The advanced technology used in harvesters makes the work easier – and quicker as well."





Technology

- 1 Rake**
With separately angled prongs made from tough, lightweight carbon fibre.
- 2 Long-life air filter system**
Ensures a long filter life and reliable engine protection, even under the toughest conditions.
- 3 Manual fuel pump**
By priming the manual fuel pump several times before starting up you ensure that sufficient fuel is made available faster, as a result you can reduce the number of times you have to pull the starter cord by 40%.

Comfort

- 4 Multi-function handle**
All the engine control functions are at your fingertips. This makes the tool easy and efficient to use.
- 5 Transmission with lifetime lubrication**
Results in low-maintenance.
- 6 Aluminium split-shaft**
Light, durable, detachable and with a tube handle for a better grip.

i Please note that not all products are equipped with the features listed here. Only the most important features are described on this page. For further explanations and information, see page 232 onwards or online at www.stihl.co.nz.



Special Harvesters

- For easy harvesting of small fruits such as olives, pistachios and other nuts
- Shaking motions are optimally transferred onto the branch
- Minimum vibration, minimum effort



SP 481
(1.86 m shaft)

48.7 cm³, 2.2 kW/3.0 hp, 13.9 kg^⓪. Heavy-duty Special Harvester with hook for olives and small fruits. STIHL anti-vibration system, STIHL ElastoStart, long range, good power to weight ratio, total length 283 cm, shoulder harness.

Part No. 4246 200 0002

^⓪ Weight excluding fuel, fully assembled

KM 56 RC-E



27.2 cm³, 0.8 kW/1.1 hp, 4.3 kg^①. For use in the garden, around the house and in the yard. STIHL ErgoStart, loop handle, 2-MIX engine, shoulder harness.

For further explanations and information, see page 86.

KM 94 RC-E



24.1 cm³, 0.9 kW/1.2 hp, 4.0 kg^①. For professional use. STIHL ErgoStart, ECOSPEED partial load function, loop handle, 2-MIX engine, stop button, shoulder harness.

For further explanations and information, see page 86.

KM 111 R


NEW



31.4 cm³, 1.05 kW/1.45 hp, 4.4 kg^①. For professional applications. A simplified start-up sequence for convenient starting, stop button, a larger fuel tank to increase battery life, paper air filter, loop handle, 4-MIX[®] engine.

For further explanations and information, see page 86.

SP-KM Special Harvester



For easy harvesting of olives, pistachios and other nuts. Two separately angled rakes, especially light, low vibration. Also suitable for some STIHL Combi Engines

Part No. 4249 740 5000

Shaft 1.86 m



Shaft with hook. Suitable for SP 481

Part No. 4246 710 7105

Shoulder Harness



Shoulder harness for increased comfort while working with the SP 481.

Part No. 4246 710 9000

Petrol Special Harvesters											
SP 481 (1.86 m shaft)	4246 200 0002	48.7	2.2/3.0	13.9 ^③	102	113	5.7/5.7	283	●	●	●
Part number	Displacement (cm³)	Power output (kW/hp)	Weight (kg)	Sound pressure level ^① (dB(A))	Sound power level ^① (dB(A))	Vibration level left / right ^② (m/s²)	Total length (cm)	STIHL anti-vibration system	STIHL ElastoStart	Harness	

● Fitted as standard ① K factor according to Dir. 2006/42/EC = 2.5 dB(A) ③ Weight excluding fuel, fully assembled
② K factor according to Dir. 2006/42/EC = 2 m/s² ④ Weight excluding fuel





"When spring cleaning I always start with the area around the pool."

As soon as Spring's underway, Charlotte starts to clean the pool area. "It's my absolute favourite place, I can relax here." As a result, every nook and cranny is cleared of leaves and cleaned. To finish the task quickly while also being thorough, Charlotte uses the blower and sweeping machine in turn.

Blowers	145
Petrol Blowers	147
Cordless Blowers	149
Electric Blowers	151
Accessories for Blowers	152
Blowers » overview	154
Petrol Vacuum Shredders, electric Vacuum Shredders, accessories » overview	156
Sweeping Machines » overview	159
High-Pressure Cleaners	163
Accessories for High-Pressure Cleaners	165
Wet and dry Vacuum Cleaners, accessories » overview	169



Technology

- 1 STIHL ErgoStart (E)**
A spring between the starter cord reel and crankshaft relieves the strain on the starter cord, meaning that excessive pulling is not needed. STIHL machines with ErgoStart can be started with practically no effort at all.
- 2 Muffler**
The muffler built into the blower tube ensures a relatively low noise level even with the engine at high-performance.
- 3 HD2 filter**
This air filter keeps the finest dust away from the engine, increasing the life of the machine. The filter is made of a special material which means it can easily be washed.

Comfort

- 4 STIHL anti-vibration system**
Buffer and spring elements reduce the transmission of engine vibrations to the operator's arms and hands, making the tool pleasant to use.
- 5 Locking throttle lever with stop button**
The throttle lever can be locked in the full throttle position, and with just a flick of the thumb the engine is stopped. This means the machine is easy to operate with one hand.

i Please note that not all products are equipped with the features listed here. Only the most important features are described on this page. For further explanations and information, see page 232 onwards or online at www.stihl.co.nz.



Petrol Blowers

- For homeowners, caretakers, landscapers and council workers
- Hand-held and back-pack versions
- Powerful and efficient
- A focus on comfort

BG 50



27.2 cm³, 3.6 kg^⓪, Max Air 700 m³/h. Blower for jobs around the home and garden. Extremely light and maneuverable.

Part No. 4229 011 1724

BG 56 C-E



27.2 cm³, 4.1 kg^⓪, Max Air 730 m³/h. Quickly clears leaves and grass cuttings. Round nozzle, 2-MIX engine, STIHL ErgoStart and a stop button.

Part No. 4241 011 1721

BG 86 C-E



27.2 cm³, 4.5 kg^⓪, Max Air 810 m³/h. The BG 86 C-E is suitable for clearing large areas of leaves and grass, due to the HD2 filter dusty conditions are no problem for this Blower. Round nozzle and flat nozzle, STIHL anti-vibration system, STIHL ErgoStart, 2-MIX engine, locking throttle lever with stop button.

Part No. 4241 011 1724

^⓪ Weight excluding fuel, fully assembled

BR 200



27.2 cm³, 5.7 kg^①, Max Air 800 m³/h. Compact and very light tool. STIHL anti-vibration system, 2-MIX engine, locking throttle lever with stop button, carry handle.

Part No. 4241 011 1602

BR 450 C-EF



63.3 cm³, 11.5 kg^①, Max Air 1,430 m³/h. Very powerful Blower. STIHL ElectroStart enables the machine to be started while its on your back by pushing a button, there is also an additional pull starter with STIHL ErgoStart. Rubberised handle, STIHL anti-vibration system, wide shoulder straps, 2-MIX engine, locking throttle lever with stop button, variable blower tube adjustment.

Part No. 4244 011 1633

BR 700



64.8 cm³, 10.8 kg^①, Max Air 1,860 m³/h. Extremely high-performance blower with exceptional blowing power. Tool-free adjustment of the handle position and infinitely variable adjustment of the blower tube. Soft handle. STIHL anti-vibration system, 4-MIX[®] engine. Ergonomically shaped, wide shoulder straps, hip belt, locking throttle lever with stop button, carry handle. The optional bike handle is recommended when working with curved nozzles for long periods.

Order No. 4282 011 1625

BR 500



Quiet model.
Only While
Stocks Last

64.8 cm³, 10.1 kg^①, Max Air 1,380 m³/h. Features including the 4-MIX[®] engine and the integrated muffler significantly reduce the operating noise of the BR 500. This means this Blower is particularly well suited for large-scale jobs in noise-sensitive areas. Rubberised handle, STIHL anti-vibration system, wide ergonomically shaped shoulder straps, locking throttle lever with stop button, carry handle.

Part No. 4282 011 1617

BR 600 MAGNUM



Only While
Stocks Last

64.8 cm³, 9.8 kg^①, Max Air 1,720 m³/h. Extremely high-performance Blower with exceptional power. Rubberised handle, STIHL anti-vibration system, 4-MIX[®] engine, wide ergonomically shaped shoulder straps, hip belt, locking throttle lever with stop button, carry handle.

Part No. 4282 011 1619

STIHL professional tip:



When working in noise-sensitive areas, choose a quiet Blower model. The STIHL BR 500 was designed especially for use in areas where noise must be controlled. The reduction in noise perceived by the human ear is considerable – up to 59% compared to the previous model (measured according to EN ISO 22868). Despite its relatively low acoustic emissions, the BR 500 remains a reliable tool with exceptional blowing power.



COMPACT
Cordless Blower

- Lightweight
- Quiet
- Convenient
- For the home owner and gardener

BGA 56



NEW

2.1 kg^②. Ergonomically balanced cordless blower in a streamlined design for comfortable and effortless work. Round nozzle, soft handle, three-level adjustable blower tube for optimum implementation of blowing force in use.

BGA 56 excluding battery and charger
Order No. 4523 011 5900

BGA 56 set with AK 20 and AL 101
Order No. 4523 011 5914



For suitable lithium-ion batteries and other accessories, see page 12 onwards.



PRO Cordless Blowers

- Lightweight
- Quiet
- Convenient
- Serious gardener
- Challenging applications

BGA 85



3.2 kg^⓪, Max Air 845 m³/h. Easy to operate Cordless Blower. Round nozzle, variable speed control, very quiet operating sound. When using this Blower for long periods of time, we recommend the AR backpack batteries (see page 27.)

Battery and charger sold separately
Part No. 4853 011 5900

BGA 100



2.5 kg^⓪, Max Air 1,040 m³/h. Pleasantly quiet, lightweight and very powerful Cordless Blower for professional use, especially in noise-sensitive areas. Round nozzle, three power levels with an additional boost function, variable Blower tube length adjustment. When using this Blower for long periods of time, we recommend the AR 3000 backpack battery with support cushion and carrying harness. (see page 27.)

Battery and charger sold separately
Part No. 4866 011 5900

STIHL professional tip:



The BGA 85 and BGA 100 feature a variable throttle lever for outstanding efficiency. You can select the amount of engine power you actually require to complete the job at hand, enabling prolonged and environmentally-friendly use.



For suitable lithium-ion batteries and other accessories, see page 26 onwards

⓪ Weight excluding battery



Electric Blowers

- For homeowners
- Ideal for frequent use on private grounds
- Quiet
- High blowing power

BGE 61



230 V, 1.1 kW, 3.0 kg^⓪, Max Air 670 m³/h. Electric Blower perfect for use in residential areas. Flat nozzle.

Part No. 4811 011 1511

BGE 81



230 V, 1.4 kW, 3.3 kg^⓪, Max Air 750 m³/h. This electric Blower is ideal for cleaning large spaces around the home. Flat nozzle, variable speed control, lock button to lock air stream. With the retrofittable vacuum attachment the BGE 81 can also be used as a Vacuum Shredder.

Part No. 4811 011 1530

STIHL professional tip:



Your BGE 81 Electric Blower can easily be used as a Vacuum Shredder, leaves are shredded before they're put into the collection bag. The shredded leaves can then be used for mulching. For this added benefit have a look at our vacuum attachment for electric Blowers, which you can find on page 152.

⓪ Weight excluding cable



Accessories for Blowers

- For extending the range of possible applications
- Various nozzles
- Gutter cleaning set

Vacuum attachment




For converting your STIHL petrol Blower into a Vacuum Shredder. Suitable for BG 56 C-E and BG 86 C-E.
Part No. 4241 700 2200

Vacuum attachment



For converting the BGE 81 electric Blower into an electric Vacuum Shredder. Suitable for BGE 81.
Part No. 4811 700 2200

Gutter cleaning set



Approx 3m long blower tube for clearing dirt and leaves out of gutters. Suitable for BG 56 C-E, BG 86 C-E and BGE 81.
Part No. 4241 007 1003

Hip belt



Equally distributes your weight across your hips. Soft padding.
Suitable for BR 450 C-EF
Part No. 4203 710 9102
Suitable for BR 500 and BR 600
Part No. 4282 710 9101

Chest belt



Ensures your shoulder straps are securely positioned. Suitable for BR 500 and BR 600.
Part No. 0000 790 7700

Curved flat nozzle

Enables you to cover larger surfaces areas faster, as the nozzle spreads the air stream parallel to the ground.



For BG 56 C-E, BG 86 C-E and BGE 81.

Part No. 4241 708 6302

For BGA 85.

Part No. 4606 701 8301



For BR 500 and BR 600.

Part No. 4282 708 6340

				Order number	Suitable for blower	Use
Curved flat nozzles						
		4241 708 6302	BG 56 C-E, BG 86 C-E, BGE 81			Enables work on large surfaces, spreads the air stream parallel to the ground.
		4606 701 8301	BGA 85			
		4282 708 6340	BR 500, BR 600			
NEW		4282 708 6304	BR 700			
Straight round nozzle						
		4282 708 6370	BR 500			For effortless operation due to straight nozzle shape.
		4282 708 6350	BR 600			
NEW		4282 708 6302	BR 700			

	Part number	Displacement (cm³)	Rated voltage (V)		Power consumption (kW)	Weight (kg)	Sound pressure level ^① (dB(A))	Sound power level ^① (dB(A))	Vibration level right ^② (m/s²)	Blowing force (N) ^③	Air speed (m/s) with round nozzle/flat nozzle	Air throughput (m³/h) with round nozzle/flat nozzle	Max. air speed (m/s)	Max. air throughput (m³/h) ^④	Round nozzle/flat nozzle	Chest belt/hip belt	Vacuum attachment	STIHL anti-vibration system	STIHL ElastoStart	STIHL ErgoStart (E)	STIHL Electrostart (F)	Catalytic converter (D)	STIHL engine (2-MIX/4-MIX [®])
Petrol Blowers																							
BG 50	4229 011 1724	27.2	–		–	3.6 ^⑤	90	104	10.5	13	60/–	700/–	70	700	●/○	–	–	–	–	–	–	–	–
BG 56 C-E	4241 011 1721	27.2	–		–	4.1 ^⑤	90	104	7.5	13	60/–	700/–	71	730	●/○	–/–	○	–	–	●	–	–	2-MIX
BG 86 C-E	4241 011 1724	27.2	–		–	4.4 ^⑤	90	104	1.9	15	63/74	755/620	89	810	●/●	–/–	○	●	–	●	–	–	2-MIX
BR 200	4241 011 1602	27.2	–		–	5.7 ^⑤	96	103	3.0	12	56/–	680/–	67	800	●/–	–/–	–	●	–	–	–	–	2-MIX
BR 450 C-EF	4244 011 1633	63.3	–		–	11.5 ^⑤	102	108	2.5	28	83/–	1,090/–	99	1,430	●/–	○/○	–	●	–	●	●	–	2-MIX
BR 500	4282 011 0011	64.8	–		–	10.1 ^⑤	90	100	1.4	22	77/–	925/–	93	1,380	●/○	○/○	–	●	–	–	–	–	4-MIX [®]
BR 600 MAGNUM	4282 011 1619	64.8	–		–	9.8 ^⑤	100	108	1.8	32	89/–	1,150/–	106	1,720	●/○	○/●	–	●	–	–	–	–	4-MIX [®]
BR 700	4280 011 1625	64.8	–		–	10.8 ^⑤	101	109	2.5	35	74/–	1,550/–	88/–	1,860	●/○	○/●	–	●	–	–	–	–	4-MIX [®]
COMPACT Cordless Blowers																							
BGA 56 NEW	4523 011 5900	–	–		–	2.1 ^⑦	79	91	< 2.5	9	45/–	600/–	54/–	750	●/–	–/–	–	–	–	–	–	–	–
PRO Cordless Blowers																							
BGA 85	4853 011 5900	–	–		–	3.2 ^⑤	83	98	2.5	10	47/–	665/–	56	845	●/○	–/–	–	–	–	–	–	–	–
BGA 100	4866 011 5900	–	–		–	2.5 ^⑤	80	90	2.5	17 ^⑧	63 ^⑧ /–	840 ^⑧ /–	75 ^⑧	1,040	●/–	–/–	–	–	–	–	–	–	–
Electric Blowers																							
BGE 61	4811 011 1511	–	230		1.1	3.0 ^⑤	85	100	1.0	9	–/66	–/510	70	670	–/●	–/–	–	–	–	–	–	–	–
BGE 81	4811 011 1530	–	230		1.4	3.3 ^⑤	89	103	4.1	12	–/68	–/565	82	750	–/●	–/–	○	–	–	–	–	–	–

● Fitted as standard
○ Retrofittable (accessory)
E =ErgoStart
F =Electrostart

① K factor according to Dir. 2006/42/EC = 2.5 dB(A)
② K factor according to Dir. 2006/42/EC = 2 m/s²
③ Combination of air speed and air throughput
④ Without blower attachment/nozzle

⑤ Weight excluding fuel, fully assembled
⑥ Weight excluding battery
⑦ Weight including battery, excluding charger
⑧ Weight excluding battery and charger

⑨ Weight excluding cable
⑩ In boost





Petrol Vacuum Shredders, Electric Vacuum Shredders and Accessories

- For home and professional users
- For removing and shredding leaves and cuttings
- Can also be used as a Blower

SH 56 C-E



27.2 cm³, 5.2 kg^①. The SH 56 C-E quickly shreds leaves and grass cuttings, it also comes with a blower function. STIHL ErgoStart, variable speed control, round nozzle, 2-MIX engine.

Part No. 4241 011 0911

SH 86 C-E



27.2 cm³, 5.6 kg^①. Ideal for cleaning large areas, leaves and cuttings are shredded straight into the catcher bag, also comes with a blower function. Variable speed control, round nozzle, flat nozzle, STIHL ErgoStart, STIHL anti-vibration system, 2-MIX engine, HD2 filter.

Part No. 4241 011 0912

SHE 81



230 V, 1.4 kW, 4.5 kg^②. Electric Vacuum Shredder for large areas around the house. Variable speed control, flat nozzle, Blower function.

Part No. 4811 011 0833

Dust-reducing collection bag



45 l. Recommended for use during dusty jobs. Suitable for SH 56 C-E and SH 86 C-E.

Fine dust

Part No. 4229 708 9701

Coarse dust

Part No. 4229 708 9702

Curved flat nozzle



Enables you to cover larger surfaces areas faster, as the nozzle spreads the air stream parallel to the ground. Suitable for SH 56 C-E, SH 86 C-E and SHE 81.

Part No. 4241 708 6302

Gutter cleaning set



Approx 3m long blower tube for clearing dirt and leaves from gutters. Suitable for SH 56 C-E, SH 86 C-E and SHE 81.

Part No. 4241 007 1003

Part number		Displacement (cm ³)	Rated voltage (V)	Power consumption (kW)	Weight (kg), including accessories	Sound pressure level ^③ (dB(A))	Sound power level ^④ (dB(A))	Vibration level left/right ^⑤ (m/s ²)	Air throughput (m ³ /h) in vacuum mode	Collection bag volume (l)	Variable speed control	Round nozzle	Flat nozzle	Blower function ^⑥	Manual fuel pump	STIHL ErgoStart (E)	STIHL anti-vibration system	STIHL engine (2-MIX/4-MIX [®])
Petrol Vacuum Shredders																		
SH 56 C-E	4241 011 0911	27.2	—	—	5.2 ^①	94	105	8.5/7.5	710	45	●	●	○	●	●	●	—	2-MIX
SH 86 C-E	4241 011 0912	27.2	—	—	5.6 ^①	96	107	1.8/1.5	770	45	●	●	●	●	●	●	●	2-MIX
Electric vacuum shredders																		
SHE 81	4811 011 0833	—	230	1.4	4.5 ^②	88	103	5.6/2.6	650	45	●	—	●	●	—	—	—	—

● Fitted as standard
○ Retrofittable (accessory)

E =ErgoStart

③ K factor according to Dir. 2006/42/EC = 2.5 dB(A)
④ K factor according to Dir. 2006/42/EC = 2 m/s²

⑥ Vacuum shredder can also be used as a blower

① Weight excluding fuel, fully assembled

② Weight excluding cable



Technology

- 1 Sealing and air filter**
A tight seal and two foam filters keep even the finest dust particles from escaping.
- 2 STIHL MultiClean sweeping system**
This system ensures the Sweeping Machine can handle all kinds of dirt. Cans, plastic bottles, heavy and wet debris are all no problem. The STIHL MultiClean PLUS with additional power sweep takes care of very fine dust. Any debris is brushed up in front of the machine before it can get caught under the tool.
- 3 Long-lasting materials**
The bristles are made of low-wear nylon.

i Please note that not all products are equipped with the features listed here. Only the most important features are described on this page. For further explanations and information, see page 232 onwards or online at www.stihl.co.nz.

Comfort

- 4 Practical waste container**
The container has been designed to have a large capacity while also being compact. The tool can be stored upright on the container to save space, without any of the contents falling out.
- 5 Central height adjustment and bristle hold-down clamp**
Due to the central height adjustment, these Sweeping Machines can handle most surfaces. The laterally projecting brushes and bristle hold-down clamp ensure that even areas directly along walls or curbs are a snap to clean.
- 6 Long-life transmission and adjustable height push bar**
A low weight, long-running gear mechanism with superb power transmission as well as an ergonomically designed push bar make the STIHL Sweeping Machines easy to push.



Sweeping Machines and Cordless Sweeping Machines

- For home and professional users
- For cleaning paths, car parks and driveways
- Sweeps coarse, fine, heavy and wet debris
- With the efficient STIHL MultiClean and MultiClean PLUS sweeping systems

KG 770



Container capacity 50 l, sweep width 77 cm, 13.0 kg.
Keeping large areas tidy with a broom is hard work. The KG 770 Sweeper provides a great solution. This machine enables efficient low-dust sweeping of large areas both indoors and outdoors. STIHL MultiClean PLUS sweeping system, 8-level central height adjustment, bristle hold-down clamp, ergonomically shaped 2-fold height adjustment push bar, lateral wheels, transport handle, can be stored upright to save space.

Part No. 4860 019 4706

KGA 770



Container capacity 50 l, sweep width 77 cm, 16.0 kg^⓪.
Cordless Sweeping Machine for large areas both indoors and outdoors. STIHL MultiClean PLUS sweeping system, 8-fold central height adjustment, lateral wheels, transport handle, stored upright to save space, ergonomically-shaped 2-fold height adjustment push bar. Battery power makes for easy and energy-saving work and enables thorough cleaning of edges and corners, even when the machine is stationary.

Battery and charger sold separately.
Part No. 4860 011 4703

Part Number		Sweep width (cm)		Container capacity (l)	Weight (kg)	For areas up to ... (m²)	Sweeping concept	Central height adjustment	Protective cover for the long-life transmission	All-around sealing + air filter	Bristle hold-down clamp	Ergonomically designed push bar	Sound pressure level ^② (dB(A))	Sound power level ^② (dB(A))	Battery operation (for circular brushes and power sweep)	Inside area: Interlocking paving stones/sealed floors	Outside area: Asphalt/exposed aggregate concrete/interlocking paving stones/cobblestones
Sweeping Machines																	
KG 770	4860 019 4706	77	50	13.0	1,500	MultiClean PLUS	●	●	●	●	●	—	—	—	●/●	●/●/●/●	
Cordless Sweeping Machine																	
KGA 770	4860 011 4703	77	50	16.0 ^①	2,000	MultiClean PLUS	●	●	●	●	●	64	80	●	●/●	●/●/●/●	

⓪ K factor according to Dir. 2006/42/EC = 2.5 dB(A)

⓪ Weight excluding battery





High-Pressure Cleaners

- For cleaning jobs around the home and garden or for car cleaning
- For cleaning garden furniture, stairways, walkways and terraces
- Versatile and handy
- Easy to transport and store

RE 88



Light and handy Cleaner for occasional use. Rotary and fan jet nozzle, 6 m high-pressure mesh hose, accessories holder on casing, detergent spray set.

Part No. 4787 012 4505

RE 119



Compact Cleaner with additional features. Large wheel diameter, 8 m steel-reinforced hose, aluminium telescopic handle, fold-out front cover with nozzle storage, quick-release coupling on the high-pressure outlet.

Part No. 4777 012 4507

RE 109



Compact Cleaner that is pleasant to operate. Aluminium telescopic handle, fold-out front cover with integrated nozzle storage, rotatable power cable holder, quick-release coupling on the high-pressure outlet, 7 m textile mesh high-pressure hose.

Part No. 4776 012 4511

RE 129 PLUS



This STIHL Cleaner provides excellent cleaning performance and maximum comfort. High-pressure hose reel with wind-up assistance, 9 m steel-reinforced hose, holders for accessories such as a rotating wash brush or the flat textile hose.

Part No. 4778 012 4506

A full list of specifications for the STIHL Waterblaster range can be found on Page 166.



High Pressure Cleaner for commercial use

For commercial use and tough domestic cleaning

RE 163



Robust Cleaner suitable for commercial use or tough domestic cleaning. Aluminium telescopic handle, front cover with nozzle storage, brass pump head, pressure/flow control, pressure gauge, detergent tank with metering, quick-release coupling on the high-pressure outlet.

Part No. 4769 012 4511

A full list of specifications for the STIHL Waterblaster range can be found on Page 166.



Accessories for High Pressure Cleaners RE 88 – RE 163

- For extending the range of possible applications
- Versatile solutions to make your work easier
- Accessories for special cleaning applications

Wash brushes



Large area wash brush
280 mm wide. For cleaning delicate surfaces. Integrated rubber lip, high-pressure nozzle. Suitable for RE 88 – RE 129 PLUS.

Part No. 4900 500 6000



Cleaning set
For cleaning hard-to-reach areas. Includes fan jet nozzle, large area wash brush and angled nozzle (90°). Suitable for RE 88 – RE 129 PLUS.

Part No. 4900 500 6100



Rotating wash brush
160 mm diameter. Rotating inner brush, adjustable working angle. Suitable for RE 88 – RE 163.

Part No. 4900 500 5900

Surface cleaner



RA 82
Designed for quick and splash-free cleaning of large horizontal surfaces, for RE 88 – RE 129 PLUS.

Part No. 4900 500 3903



RA 101
Designed for quick and splash-free cleaning of large horizontal and vertical surfaces. Including spray lance extension, for RE 88 – RE 163.

Part No. 4900 500 3902

Flat textile hose with holder



12 m long. Low-pressure hose including holder, can be easily rolled and unrolled. Store it on your Cleaner. Suitable for RE 109 – RE 163.

Part No. 4900 500 8600

Water filter



Protects the pump against dirt from the water supply. 3/4" attachment. Suitable for RE 109 – RE 163.

Part No. 4900 500 5401

High-Pressure hose extensions^①



To increase the range. Available in different types of mesh.

Reinforced steel braiding, 7 m (with quick-release coupling)
Suitable for RE 109 – RE 163.
Part No. 4900 500 8211

Reinforced steel braiding, 10 m (with quick-release coupling)
Suitable for RE 109 – RE 163.
Part No. 4900 500 8212

Wet sandblasting device



Designed for cleaning brickwork and metal parts.
Suitable for RE 88 – RE 163.

Part No. 4900 500 1801

Suction set



3 m long. Used for low-pressure water supply from rain water tanks and cisterns.
We recommend that you fit a water filter. Suitable for RE 88 – RE 163.

Part No. 4900 500 0500

Pipe cleaning set



15 m long. With nozzle used for smaller diameter pipes. Suitable for RE 88 – RE 163.


Part No. 4900 500 8000

Spray lances



Angled
470 mm with nozzle. For cleaning hard-to-reach areas. Reduced pressure for delicate surfaces. Suitable for RE 88–RE 163.

Part No. 4900 500 1902



Long, angled
1,080 mm with nozzle. For cleaning hard-to-reach areas. Suitable for RE 88 – RE 163.

Part No. 4900 500 1903

Spray lance extension



410 mm long. Suitable for RE 88 – RE 163.

Part No. 4900 500 0303

Foam nozzle



Powerful cleaning effect due to foam that adheres to the surface for a long time.
Spray jet that can be adjusted vertically or horizontally, adjustable spray angle, dosage button for cleaning agent concentration, 1-litre bottle with large filler opening, for RE 88–RE 163.

Part No. 4915 500 9600

High-Pressure Cleaners ^④																														
	Part number	PSI (operating)	PSI (max)	Water throughput (l/m) (operating)	Water throughput (l/m) (max)	Max. water supply temperature (°C)	Power consumption (kW)	Mains voltage (V/phases/Hz)	Engine speed (rpm)	Power cable length (m)	Weight, ready for operation (kg)	Sound pressure level ^② (dB(A))	Sound power level ^③ (dB(A))		Vibration level ^⑤ (m/s ²)	Aluminium pump head/brass pump head	Adjustable pressure/flow control on the machine/trigger	Pressure gauge	Aluminium telescopic handle	Aluminium transport handle	Fold-out front cover with nozzle storage	Transparent detergent tank (l)	Detergent measuring system	Flat textile hose holder bracket	Flat textile hose with holder	High-pressure hose (length in m), steel-reinforced	Quick-release coupling on the high-pressure outlet	Integrated high-pressure hose reel	Anti-twist coupling on the lance	Rotary nozzle/2nd spray lance with rotary nozzle
RE 88	4787 012 4505	1450	1740	5.8	8.6	40	1.65	230/1~/50	16,000	5	8.9	78.0	90.5		< 2.5	●/–	–/–	–	–	–	–	–	–	–	–	6 ^⑥	–	–	●	●/–
RE 109	4776 012 4511	1595	1740	6.3	7.3	40	1.7	230/1~/50	2,800	5	17.7	68.3	81.1		< 2.5	●/–	–/–	–	●	–	●	–	–	○	○	7 ^⑥	●	–	●	●/–
RE 119	4777 012 4507	1812	2030	6.7	8.3	60	2.1	230/1~/50	2,800	5	19.2	67.0	79.8		< 2.5	●/–	–/–	–	●	●	●	–	–	○	○	8	●	–	●	●/–
RE 129 PLUS	4778 012 4506	1958	2170	7.0	8.3	60	2.3	230/1~/50	2,800	5	20.0	70.7	83.5		< 2.5	●/–	–/–	–	●	●	●	–	–	●	○	9	–	●	●	●/–
RE 163	4769 012 4511	1740	2320	7.8	8.6	60	2.4 ^⑤	230/1~/50	2,800	5	26.4	73.5	86.6		< 2.5	–/●	●/–	●	●	●	●	2	●	●	○	9	–	–	–	●/–

● Fitted as standard
○ Retrofittable (accessory)
② K factor according to Dir. 2006/42/EC = 1.5 dB(A)
③ K factor according to Dir. 2006/42/EC = 2 m/s², with fan jet nozzle

④ When using STIHL High-Pressure Cleaners please comply with local waste water regulations

⑤ The electrical installation on site must have the necessary power capacity
⑥ Textile mesh

① High-pressure hose extension cannot be rolled up on a hose reel



Wet and Dry Vacuum Cleaners

- Suitable for use in workshops, by cleaning companies and for industrial use
- All-purpose, for wet and dry dirt
- Comprehensive range of high-quality accessories

SE 62



1.4 kW, 210 mbar, 3,600 l/min. Not only can this Vacuum be used for getting rid of dust and dirt, it is also suitable for liquids. Use the blower function by moving the suction tube to the exhaust port, this machine has a multiple filter system which is easy to clean and exchangeable floor tools for a range of different jobs.

Part No. 4784 012 4405

SE 122



1.5 kW, 250 mbar, 3,700 l/min. This machine is suitable for use in professional applications, it has a multiple filter system, integrated accessories box and suction tube holder. Wet/dry vacuuming options, easy filter cleaning, filter element bag, castors with locking brakes, stainless steel handle with quick-release coupling.

Part No. 4774 012 4401

Accessories relating to this range can be found from page 170 onwards.

Technology

- 1 Delayed shutdown**
This function causes the Vacuum to continue running for a short time after shutdown, so that any dirt remaining in the hose is sucked up.
- 2 Multiple filter system**
Due to the multiple filter system, both coarse and fine dust is filtered effectively. The filter element is washable, hygienic, economical and eco-friendly.

i Please note that not all products are equipped with the features listed here. Only the most important features are described on this page. For further explanations and information, see page 232 onwards or online at www.stihl.co.nz.

Comfort

- 3 Integrated accessories box**
Allows space saving storage of accessories on the machine.
- 4 Filter cleaning**
Simple and quick cleaning of the filter element, helps ensure optimum performance at all times.
- 5 Speed control**
Progressive adjustment of the suction capacity on the machine.



Accessories for STIHL Wet and Dry Vacuum Cleaners

- Tools for a range of different applications
- Extension tubes and adapters
- Vacuum hoses

Filter bags



5-piece pack. Strong, tear-resistant material.

Suitable for SE 62
Part No. 4901 500 9004

With dust seal
Suitable for SE 122.
Part No. 4901 500 9007

Filter elements



For upgrade or replacement.

Strong paper. Suitable for SE 62.
Part No. 4709 703 5900

Durable, washable PET liner, ideal for wet vacuum operation. Suitable for SE 122.
Part No. 4742 703 5900



For regular or prolonged periods of wet vacuum operation. Stainless steel. Suitable for SE 62, SE 122 .

Part No. 4901 501 0900

Wet vacuuming set



For cleaning up liquids. Wet vacuum floor tool, angled rubber tool, stainless steel filter element. Suitable for SE 62, SE 122.

Part No. 4901 500 7200
Part No. 4901 501 0900
Part No. 4901 502 2400

Car set



For cleaning different surfaces inside cars. Crevice tool (300 mm), dusting brush, brush tool and rubber tool. Suitable for SE 62, SE 122.

Part No. 4901 502 2900
Part No. 4901 502 2501
Part No. 4901 502 2200
Part No. 4901 502 2600

Rubber Tool



For cleaning in narrow spaces. Suitable for SE 62, SE 122

Part No. 4901 502 2501

Tools 36mm Diameter

Tools for cleaning floors



Universal floor tool
400 mm wide. For wet and dry vacuuming. Adjustable height. Suitable for SE 122.

Part No. 4901 500 2705



Large area floor tool
450 mm wide. For large areas. Aluminium, adjustable height, with replaceable insert.

With rubber lip element for wet vacuuming. Suitable for SE 122
Part No. 4901 500 2711

Tools for cleaning floors



Combi suction tool
280 mm wide. With foot-operated switch for smooth surfaces and carpets. Suitable for SE 62, SE 122.

Part No. 4901 500 2500



Aluminium floor tool
330 mm wide. For dry vacuuming. Removable brush insert. Suitable for SE 62, SE 122.

Part No. 4901 500 2700



Turbine suction brush
300 mm wide. Vacuum-driven brush for extremely thorough cleaning of carpets and rugs, with suction power adjustment. Suitable for SE 122.

Part No. 4901 500 3605



Wet vacuum tool
300 mm wide. For wet vacuuming. Suitable for SE 62, SE 122.


Part No. 4901 500 7200

Suction tools



Universal suction tool
115 mm wide. Plastic, with lint brush, ideal for car seats. Suitable for SE 62, SE 122.

Part No. 4901 502 2300



Angled rubber tool
185 mm long. For vacuuming delicate surfaces. Suitable for SE 62, SE 122.

Part No. 4901 502 2400



Crevice tool
300 mm long. Plastic tool for cleaning hard-to-reach areas. Suitable for SE 62, SE 122.

Part No. 4901 502 2200



Crevice tool
920 mm long. Metal tool for cleaning boilers or ovens. Suitable for SE 122.


Part No. 4901 502 2201

Brush tools



Dusting brush
70 mm wide. Can be rotated, with nylon bristles. Ideal for cleaning computer keyboards. Suitable for SE 62, SE 122.

Part No. 4901 502 2900



Brush tool
230 mm long. For cleaning delicate objects, ideal for upholstered furniture. Suitable for SE 62, SE 122.

Part No. 4901 502 2600



Radiator suction tool
Crevice tool with special brush insert. Suitable for SE 62, SE 122.

Crevice tool sold separately
Part No. 4901 500 2610